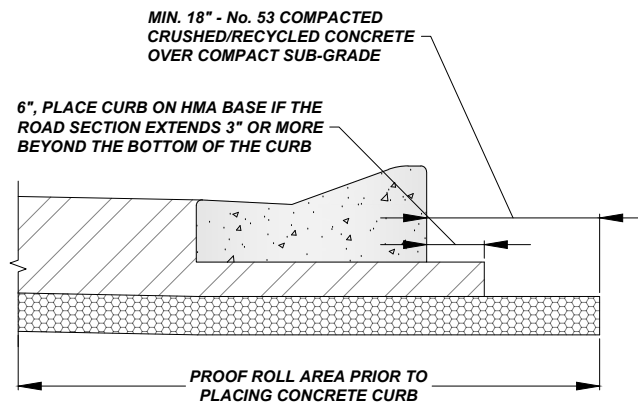


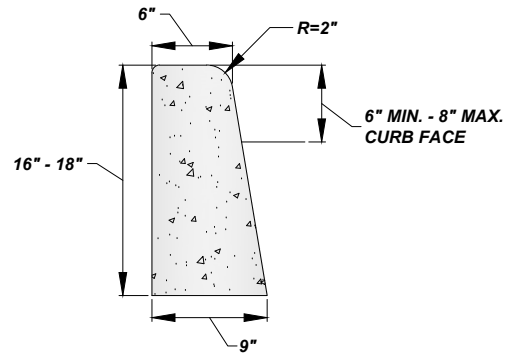
CONCRETE CURB INSTALLATION ON No. 53 BASE



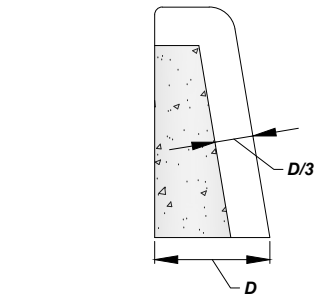
CONCRETE CURB INSTALLATION ON HMA BASE

STANDARD CONCRETE CURB

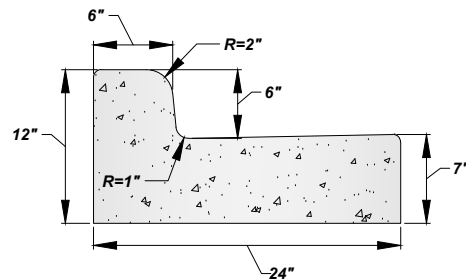
NOT TO SCALE



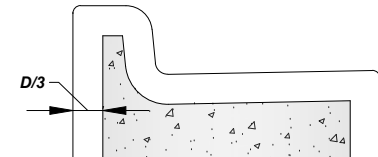
CONCRETE BARRIER CURB



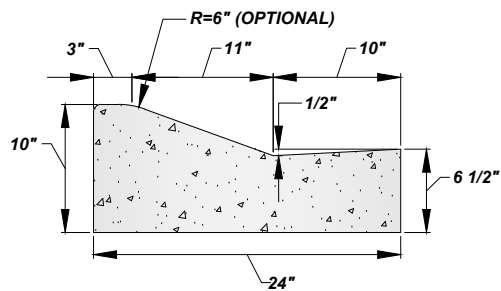
CONTRACTION JOINT SECTION



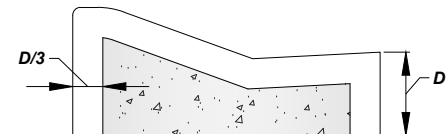
CONCRETE CURB & GUTTER



CONTRACTION JOINT SECTION



CONCRETE CURB & GUTTER



CONTRACTION JOINT SECTION

The City Of Goshen
Department of Public Works & Safety
Office of Engineering

204 East Jefferson, Suite 1 Street, Goshen, Indiana 46528
Phone: 574-534-2201 Fax: 574-533-8626
Web: goshenindiana.org

Date Approved By The City Of Goshen Board Of Public Works & Safety and Approved Revisions

03/27/2025

CITY OF GOSHEN, INDIANA
STANDARD DETAIL

Drafted By: J. Hoffman
Approved By: D. Sailor, P.E.

Drawing Number:
RD-408

NOTES:

1. CLASS 'A' CONCRETE, 4,000 PSI
2. EXPANSION JOINT LOCATIONS:
STRAIGHT CURB SECTION - EVERY 40'
ROADWAY CURVE - BEGINNING POINT, MID POINT, END POINT AND EVERY 40' ALONG CURVE
INTERSECTION RADIUS - BEGINNING POINT, MID POINT, END POINT WITHOUT ADA RAMP OR SIDEWALK. EACH SIDE OF RAMP

CURB CASTING - 4' FROM EACH SIDE OF THE CASTING
EXPANSION MATERIAL MUST BE FULL DEPTH AND WIDTH OF CURB SECTION OR REPLACEMENT WILL BE REQUIRED
3. CONTRACTION JOINT LOCATIONS:
REQUIRED EVERY 10' AT 1/3 THE DEPTH, D/3, 1/8" MIN. TO 1/4" MAX. WIDTH, ALONG STRAIGHT CURB SECTIONS, ROADWAY
CURVES AND INTERSECTION RADII
SAW CUT CONTRACTION JOINTS WITHIN 24 HOURS OF PLACEMENT
NO TOOLING OF CONTRACTIONS JOINTS IS ALLOWED
4. REMOVE ALL EXCESS MATERIAL ALONG THE FACE OF THE CURB PRIOR TO MATERIAL SETTING TO ALLOW A CLEAN VERTICAL
FACE TO BUILD AGAINST. REMOVE EXCESS MATERIAL ALONG BACKSIDE OF CURB, AT DRIVE APPROACHES AND SIDEWALKS,
TO ALLOW A CLEAN VERTICAL FACE FOR EXPANSION MATERIAL AND MATERIAL TRANSITIONS
6. THE SUB-BASE/SUB-GRADE CANNOT BE FROZEN OR WET WHEN THE CONCRETE IS PLACED. IF THE TEMPERATURES WILL
CAUSE FROST IN THE GROUND, BLANKETS NEED TO BE PLACED OVER THE SUB-BASE/SUB-GRADE TO PREVENT FREEZING
PRIOR TO PLACING THE CONCRETE
4. BROOM FINISH REQUIRED
APPLY WHITE PIGMENT SEALER
APPLY A DOUBLE COAT OF SEALER FROM SEPT. 1 THROUGH MARCH 31 TO PROTECT AGAINST WINTER SALT
5. RESTORE YARD AREAS WITH 4" OF CLEAN TOPSOIL, BLUEGRASS, RYE AND FESCUE YARD SEED MIX, COVER WITH EROSION
CONTROL BLANKET. THE CONTRACTOR IS RESPONSIBLE TO ACHIEVE 70% EVEN COVERAGE

The City Of Goshen
Department of Public Works & Safety
Office of Engineering

204 East Jefferson, Suite 1 Street, Goshen, Indiana 46528
Phone: 574-534-2201 Fax: 574-533-8626
Web: goshenindiana.org

Date Approved By The City Of Goshen Board Of Public Works & Safety and Approved Revisions

03/27/2025

CITY OF GOSHEN, INDIANA
STANDARD DETAIL

Drafted By:	Approved By:
J. Hoffman	D. Sailor, P.E.
Drawing Number:	
RD-408	

PAGE 2 OF 2