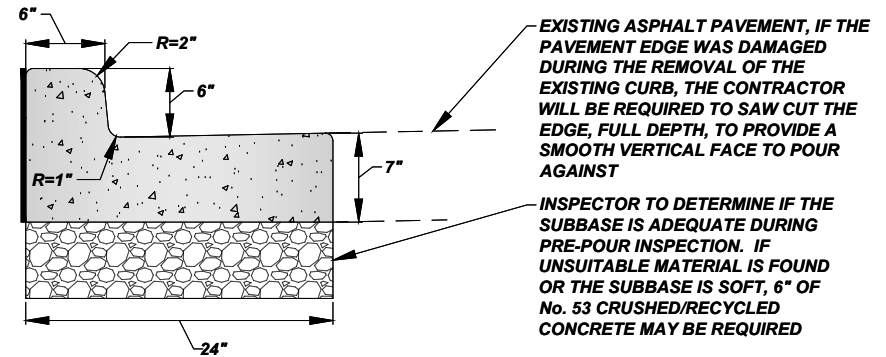


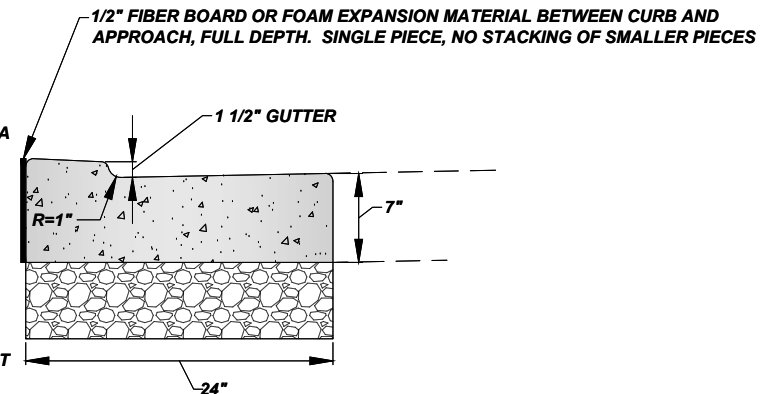
NOTES:

1. CLASS 'A' CONCRETE, 4,000 PSI
2. **EXPANSION JOINT LOCATIONS:**
STRAIGHT CURB SECTION - EVERY 40'
ROADWAY CURVE - BEGINNING POINT, MID POINT, END POINT AND EVERY 40' ALONG CURVE
INTERSECTION RADIUS - BEGINNING POINT, MID POINT, END POINT WITHOUT ADA RAMP OR SIDEWALK.
EACH SIDE OF RAMP
CURB CASTING - 4' FROM EACH SIDE OF THE CASTING
EXPANSION MATERIAL MUST BE FULL DEPTH AND WIDTH OF CURB SECTION OR WILL REQUIRE REPLACED
3. **CONTRACTION JOINT LOCATIONS:**
REQUIRED EVERY 10' AT 1/3 THE DEPTH, D/3, ALONG STRAIGHT CURB SECTIONS, ROADWAY CURVES AND INTERSECTION RADI
SAW CUT CONTRACTION JOINTS WITHIN 24 HOURS OF PLACEMENT
NO TOOLING OF CONTRACTIONS JOINTS IS ALLOWED
4. **REMOVE ALL EXCESS MATERIAL ALONG THE FACE OF THE CURB PRIOR TO MATERIAL SETTING TO ALLOW A CLEAN VERTICAL FACE TO PAVE OR POUR AGAINST. REMOVE EXCESS MATERIAL ALONG BACKSIDE OF CURB, AT DRIVE APPROACHES AND SIDEWALKS, TO ALLOW A CLEAN VERTICAL FACE FOR EXPANSION MATERIAL BETWEEN CONCRETE POURS**
6. **THE SUB-BASE/SUB-GRADE CAN NOT BE FROZEN OR WET WHEN THE CONCRETE IS PLACED. IF THE TEMPERATURES WILL CAUSE FROST IN THE GROUND, BLANKETS NEED TO BE PLACED OVER THE SUB-BASE/SUB-GRADE TO PREVENT FREEZING PRIOR TO PLACING THE CONCRETE**
4. **BROOM FINISH THE CONCRETE**
APPLY WHITE PIGMENT SEALER
APPLY A DOUBLE COAT OF SEALER FROM SEPT. 1 THROUGH MARCH 31 TO PROTECT AGAINST WINTER SALT
5. **RESTORE YARD AREAS WITH 4" OF CLEAN TOPSOIL, INDOT TYPE 'U' WITHOUT CLOVER, COVER WITH EROSION CONTROL BLANKET. THE CONTRACTOR IS RESPONSIBLE TO ACHIEVE 70% EVEN COVERAGE**

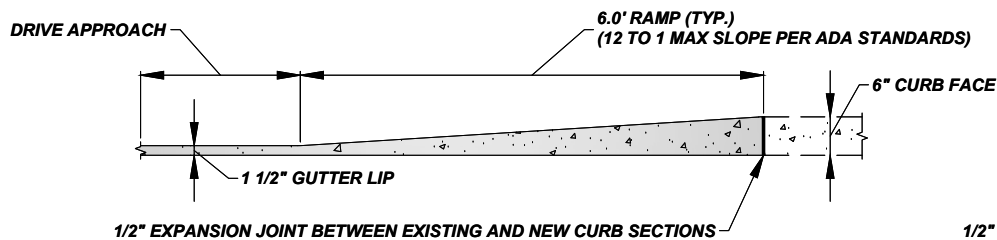
CONTRACTION JOINT X-SECTION



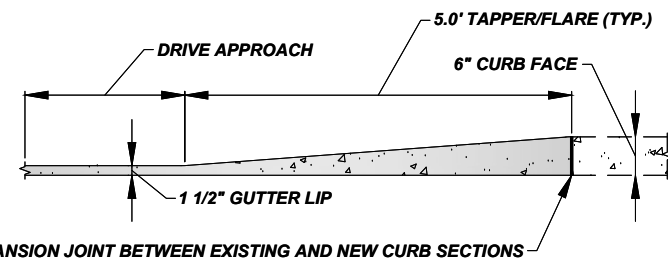
CONCRETE CURB & GUTTER



CONCRETE CURB & GUTTER AT DRIVE APPROACH



CONCRETE CURB & GUTTER TAPER PROFILE AT DRIVE APPROACH WITH SIDEWALK AND NO TREE LAWN



CONCRETE CURB & GUTTER TAPER PROFILE AT DRIVE APPROACH WITH SIDEWALK AND TREE LAWN

CONCRETE CURB & GUTTER AT DRIVEWAY APPROACH

NOT TO SCALE

The City Of Goshen
Department of Public Works & Safety
Office of Engineering

204 East Jefferson, Suite 1 Street, Goshen, Indiana 46528
Phone: 574-534-2201 Fax: 574-533-8626
Web: goshenindiana.org

Date Approved By The City Of Goshen Board Of Public Works & Safety and Approved Revisions

03/27/2025

CITY OF GOSHEN, INDIANA
STANDARD DETAIL

Drafted By: J. Hoffman
Approved By: D. Sailor, P.E.

Drawing Number:
RD-407