

City of Goshen
Electoral Districts
Redistricting

July 18th, 2022

Ordinance 5116

- ▶ Ordinance 5116 established a *Redistricting Advisory Commission*
 - ▶ The commission consisted of nine (9) members, five (5) voting members and four (4) non-voting members
 - ▶ Appointments of the voting members were made by the current five (5) Goshen Common Council members elected from a district.

▶ Voting Members

- ▶ Jenny Clark
- ▶ David Daugherty
- ▶ Shawn Miller
- ▶ Everett Thomas ★
- ▶ Bradd Weddell - Chair ★

▶ Non-Voting Members

- ▶ Councilwoman Julia King
- ▶ City Attorney Bodie Stegelmann ★
- ▶ Mayor Jeremy Stutzman
- ▶ Councilman Brett Weddell

▶ Additional Resources

- ▶ Clerk-Treasurer Richard Aguirre
- ▶ Deputy Mayor Mark Brinson ★
- ▶ Elkhart County GIS Coord. Marc Watson

Redistricting Advisory Commission

- ▶ The full Commission meet (4) times
 - ▶ June 3rd
 - ▶ June 17th
 - ▶ June 30th
 - ▶ July 15th
- ▶ Subcommittee meet (3) times
 - ▶ June 9th
 - ▶ June 14th
 - ▶ July 7th

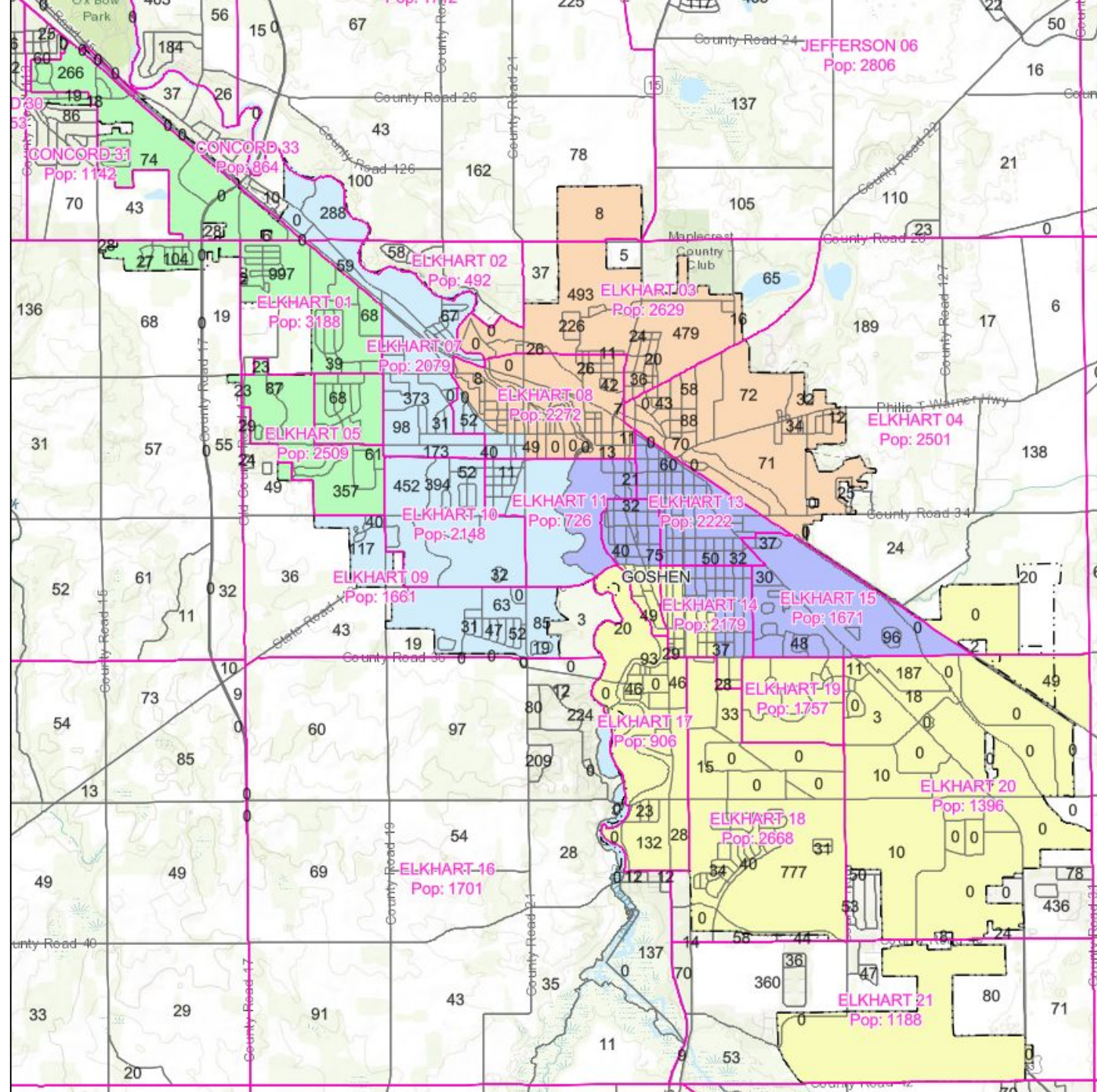
Parameters Commission Established

- ▶ Composed of Contiguous Territory
- ▶ Reasonably Compact
- ▶ As nearly as practicable, each district would be of equal population, with the population of the Largest district exceeding the population of the Smallest district by not more than ten percent (10%)
- ▶ Minimize the quantity of split precincts between Electoral Districts
- ▶ Maintain neighborhood cohesiveness
- ▶ No council member would be districted out of their elected district
- ▶ Future population growth of City not considered
- ▶ Political Party Affiliation would not be considered

Current Electoral Districts

- ▶ Split across twenty-five (25) precincts and six hundred fifty-five (655) census blocks

		Current District
District	1	8,105
District	2	7,034
District	3	6,149
District	4	6,319
District	5	6,910
		34,517
Mean		6,903
% Diff		31.81%
ST Dev		770.00
Spread		1,956
Precinct Splits		6



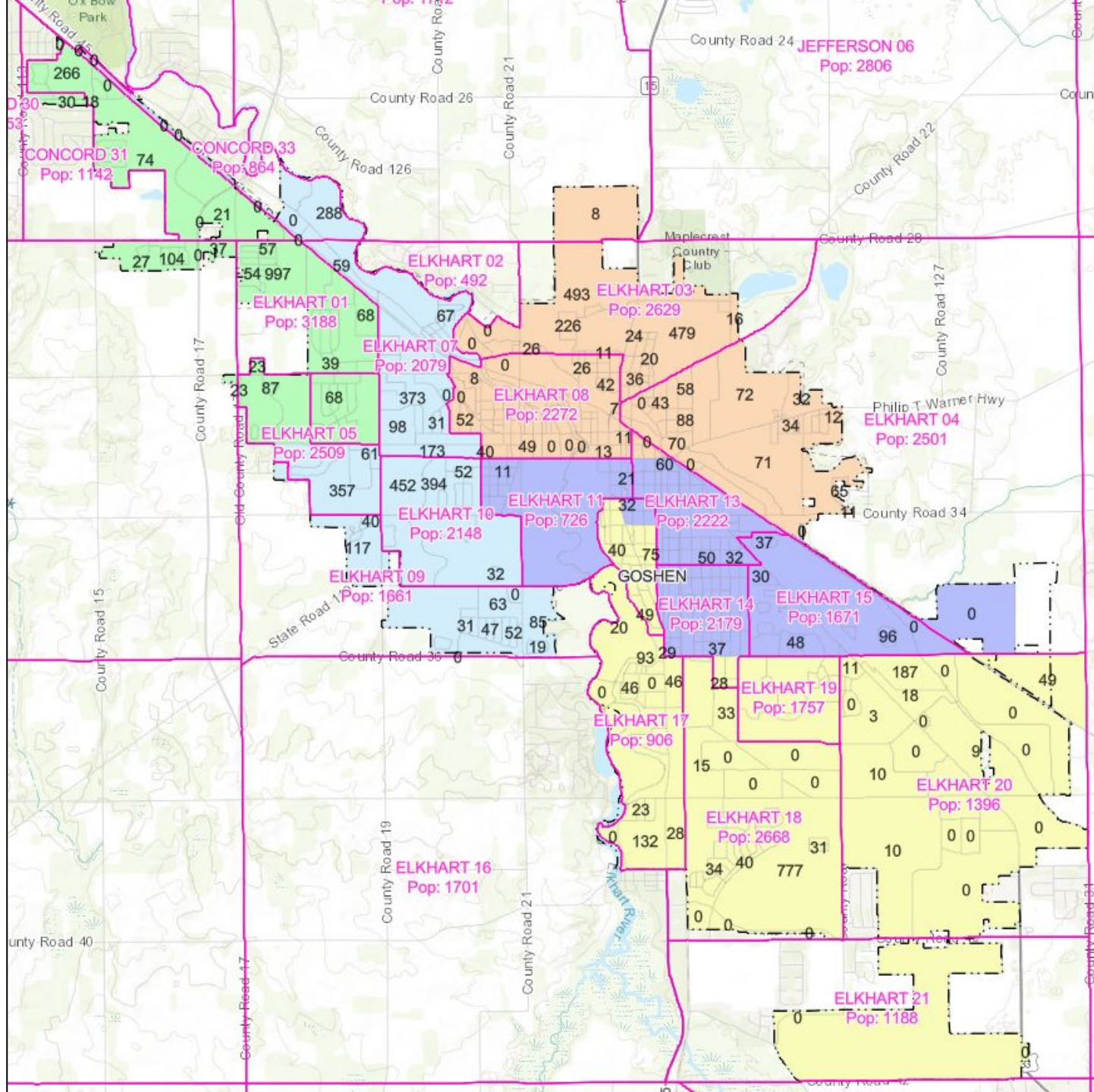
Options for Redistricting

- ▶ The Committee considered four (4) options that meet the parameters established.

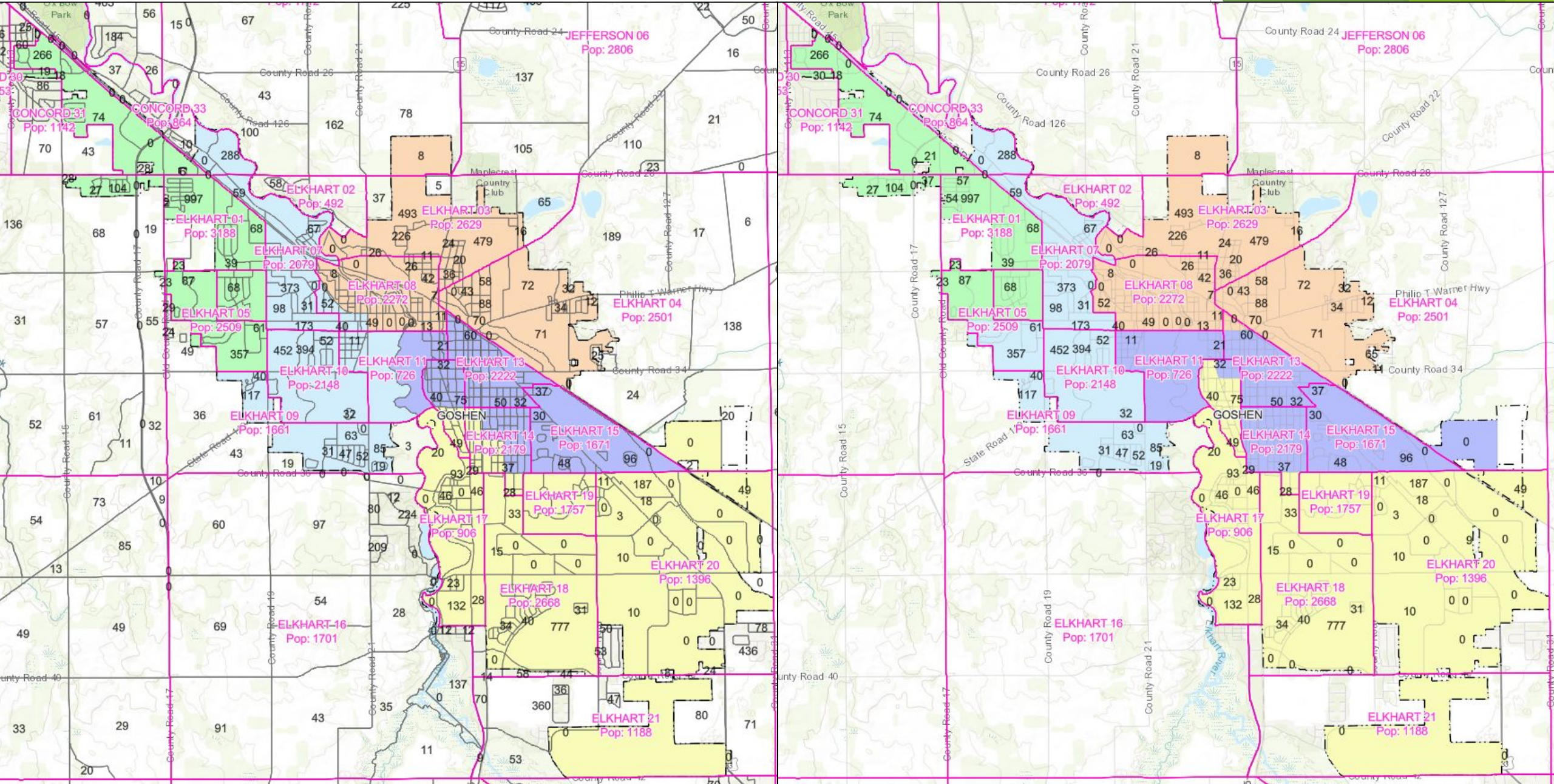
		Current District	Proposed Redistrict Option 1	Proposed Redistrict Option 2	Proposed Redistrict Option 3	Proposed Redistrict Option 4
District	1	8,105	6,984	6,984	6,984	6,984
District	2	7,034	7,160	7,160	6,988	7,160
District	3	6,149	6,698	6,698	7,058	6,698
District	4	6,319	6,835	7,001	6,813	7,001
District	5	6,910	6,840	6,674	6,674	6,674
		34,517	34,517	34,517	34,517	34,517
	Mean	6,903	6,903	6,903	6,903	6,903
	% Diff	31.81%	6.90%	7.28%	5.75%	7.28%
	ST Dev	770.00	175.52	210.17	156.80	210.17
	Spread	1,956	462	486	384	486
	Precinct Splits	6	5	5	7	2

Option 1

		Current District	Proposed Redistrict Option 1
District	1	8,105	6,984
District	2	7,034	7,160
District	3	6,149	6,698
District	4	6,319	6,835
District	5	6,910	6,840
		34,517	34,517
	Mean	6,903	6,903
	% Diff	31.81%	6.90%
	ST Dev	770.00	175.52
	Spread	1,956	462
Precinct Splits		6	5

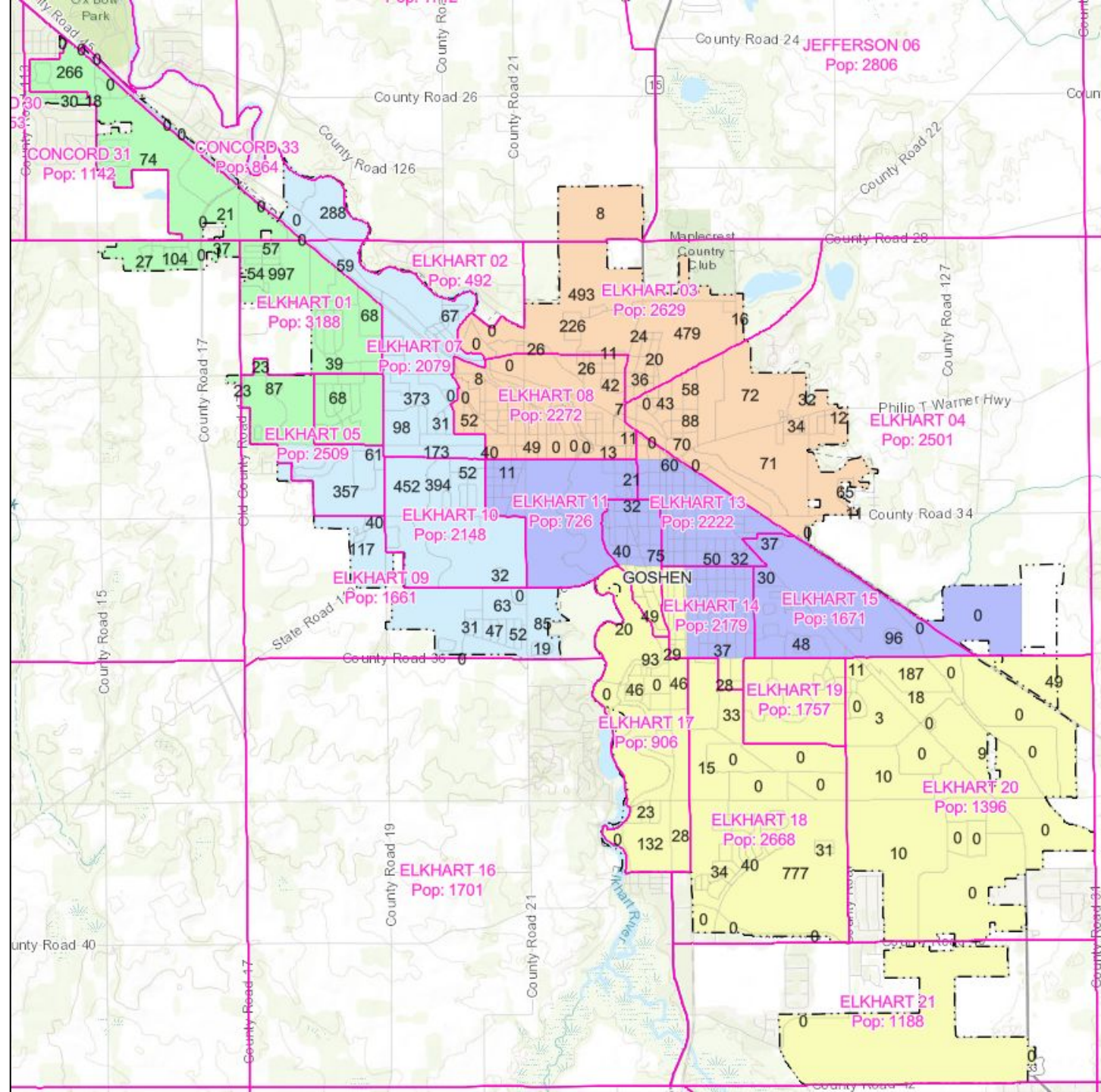


Existing compared to Option 1

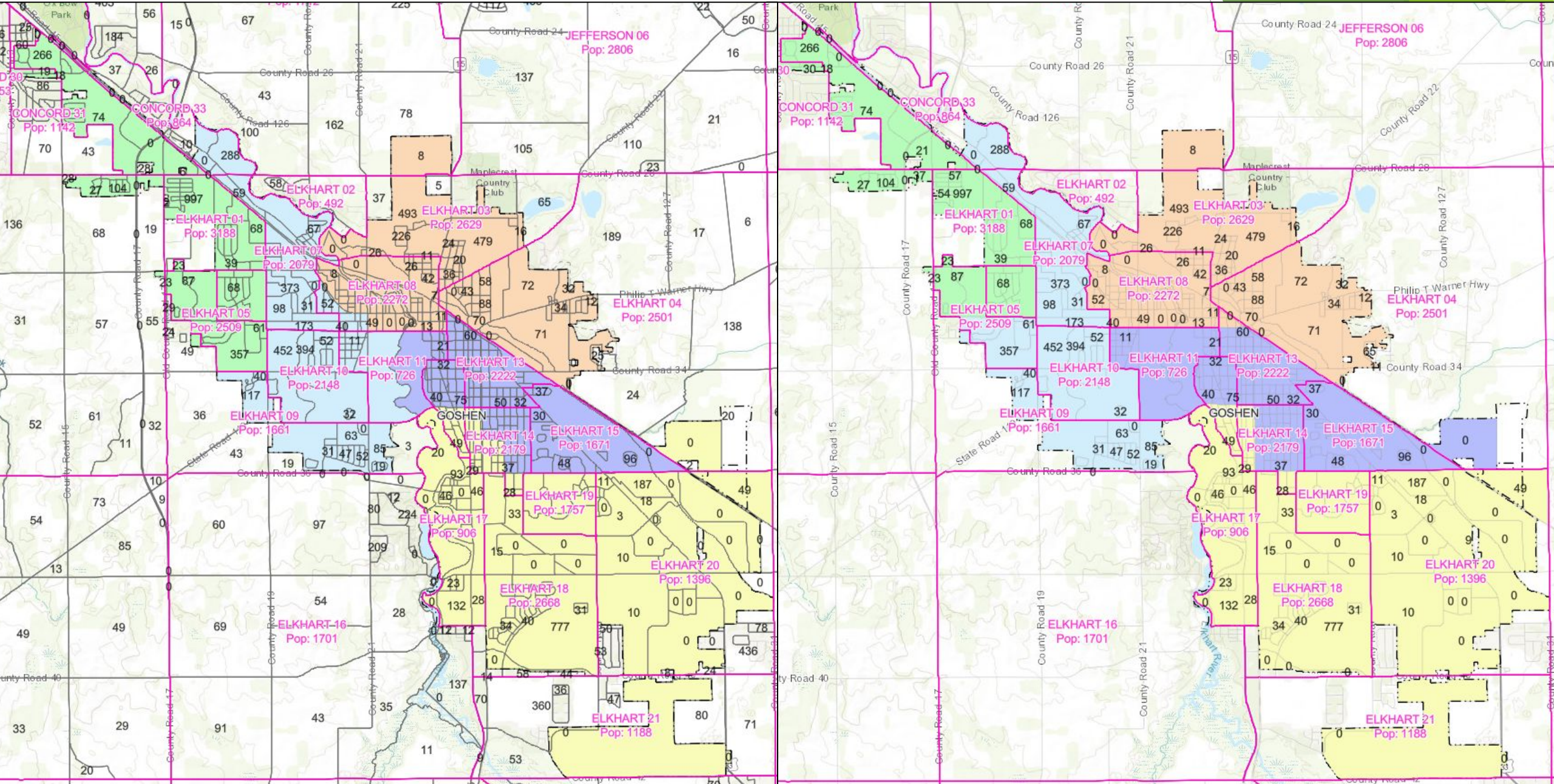


Option 2

		Current District	Proposed Redistrict Option 2
District	1	8,105	6,984
District	2	7,034	7,160
District	3	6,149	6,698
District	4	6,319	7,001
District	5	6,910	6,674
		34,517	34,517
	Mean	6,903	6,903
	% Diff	31.81%	7.28%
	ST Dev	770.00	210.17
	Spread	1,956	486
Precinct Splits		6	5

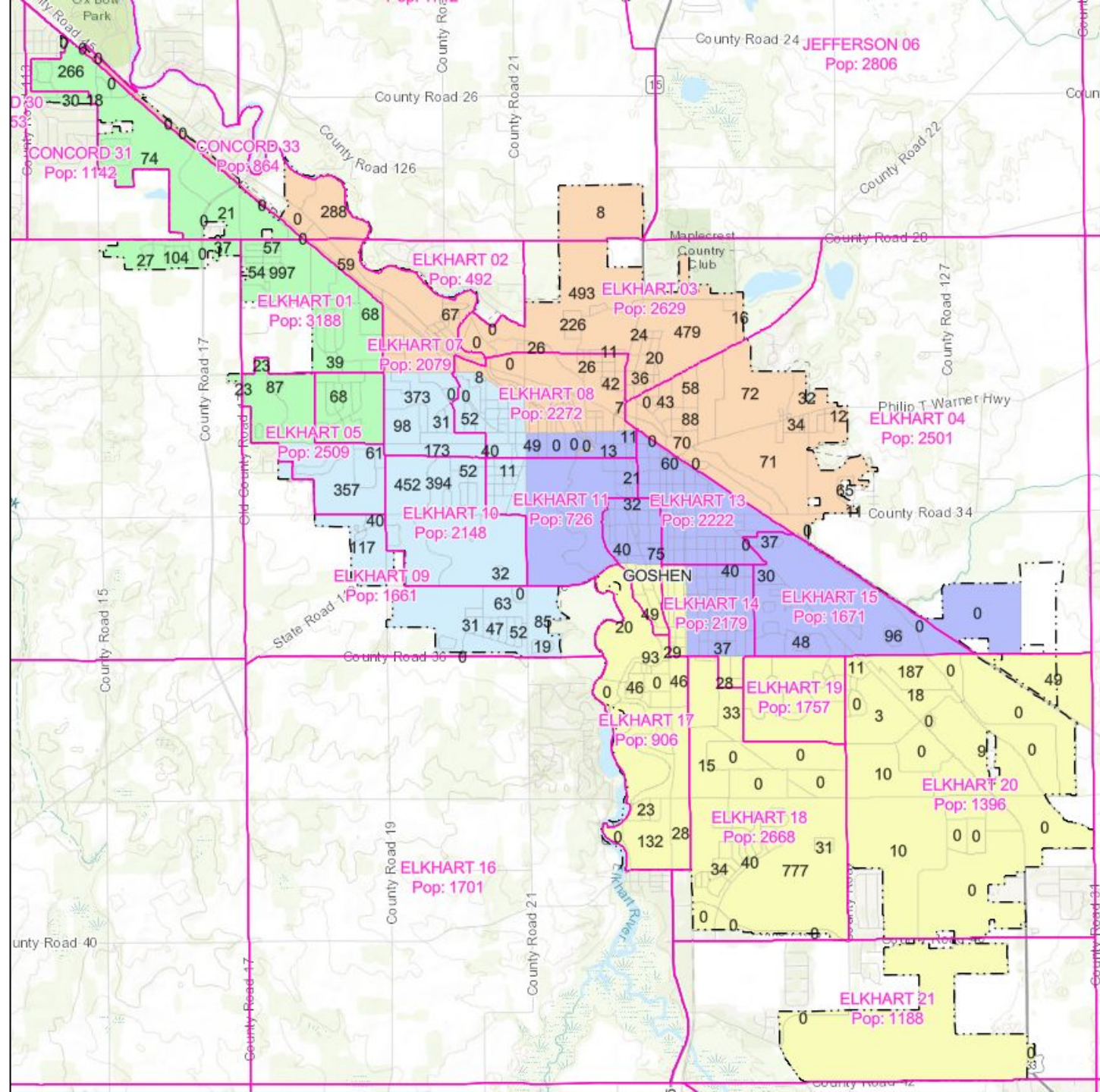


Existing compared to Option 2

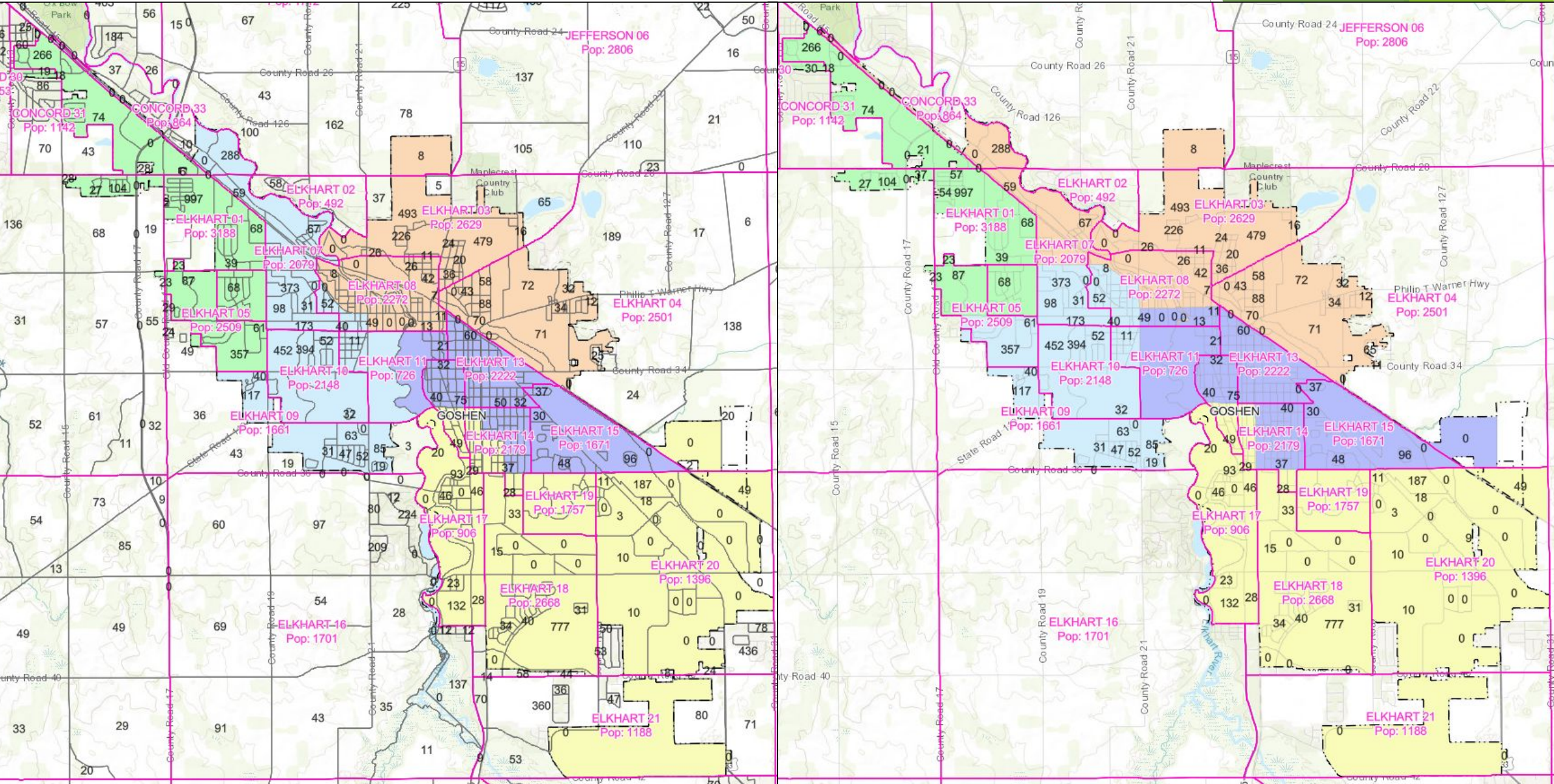


Option 3

		Current District	Proposed Redistrict Option 3
District	1	8,105	6,984
District	2	7,034	6,988
District	3	6,149	7,058
District	4	6,319	6,813
District	5	6,910	6,674
		34,517	34,517
	Mean	6,903	6,903
	% Diff	31.81%	5.75%
	ST Dev	770.00	156.80
	Spread	1,956	384
Precinct Splits		6	7

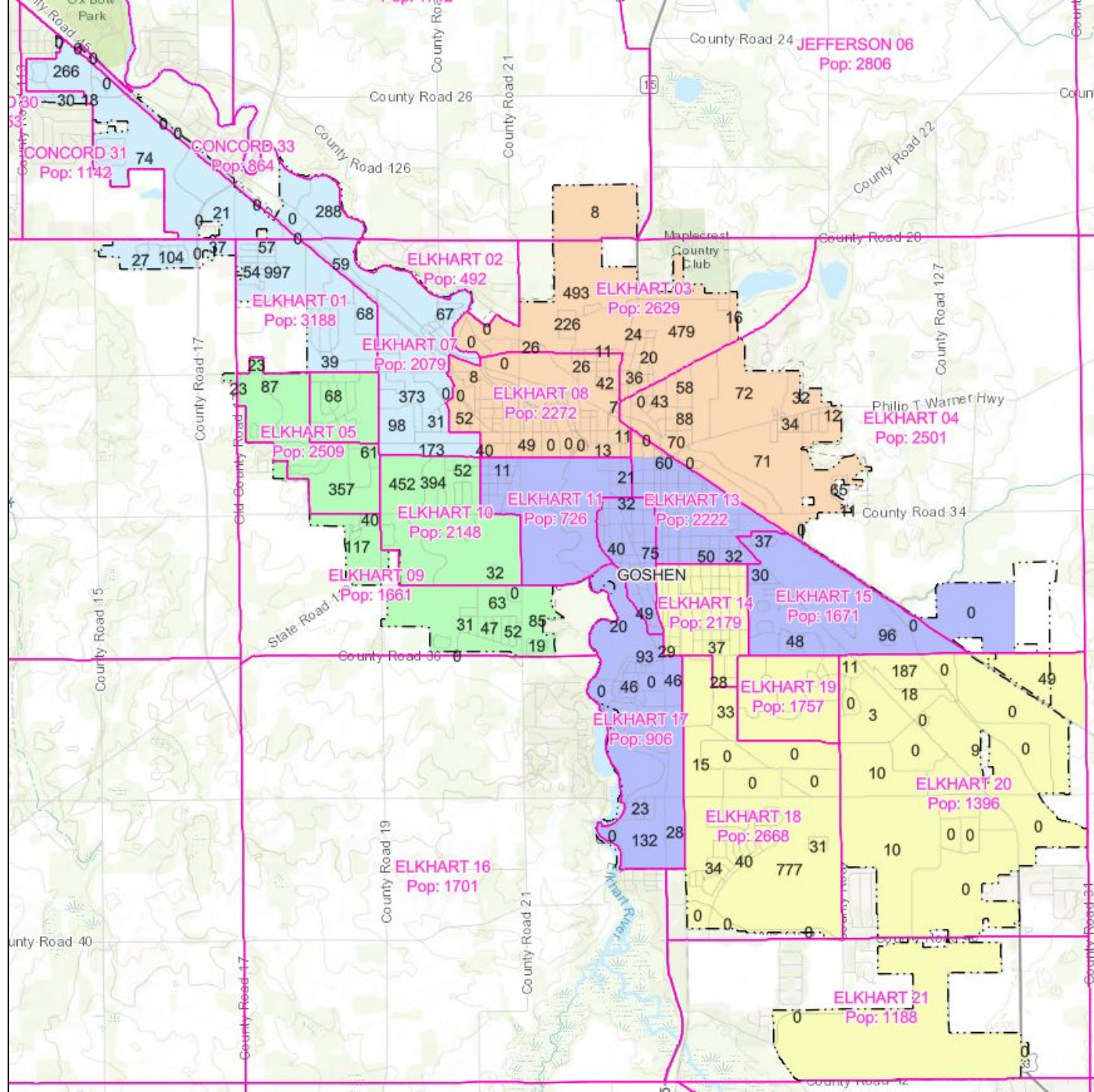


Existing compared to Option 3

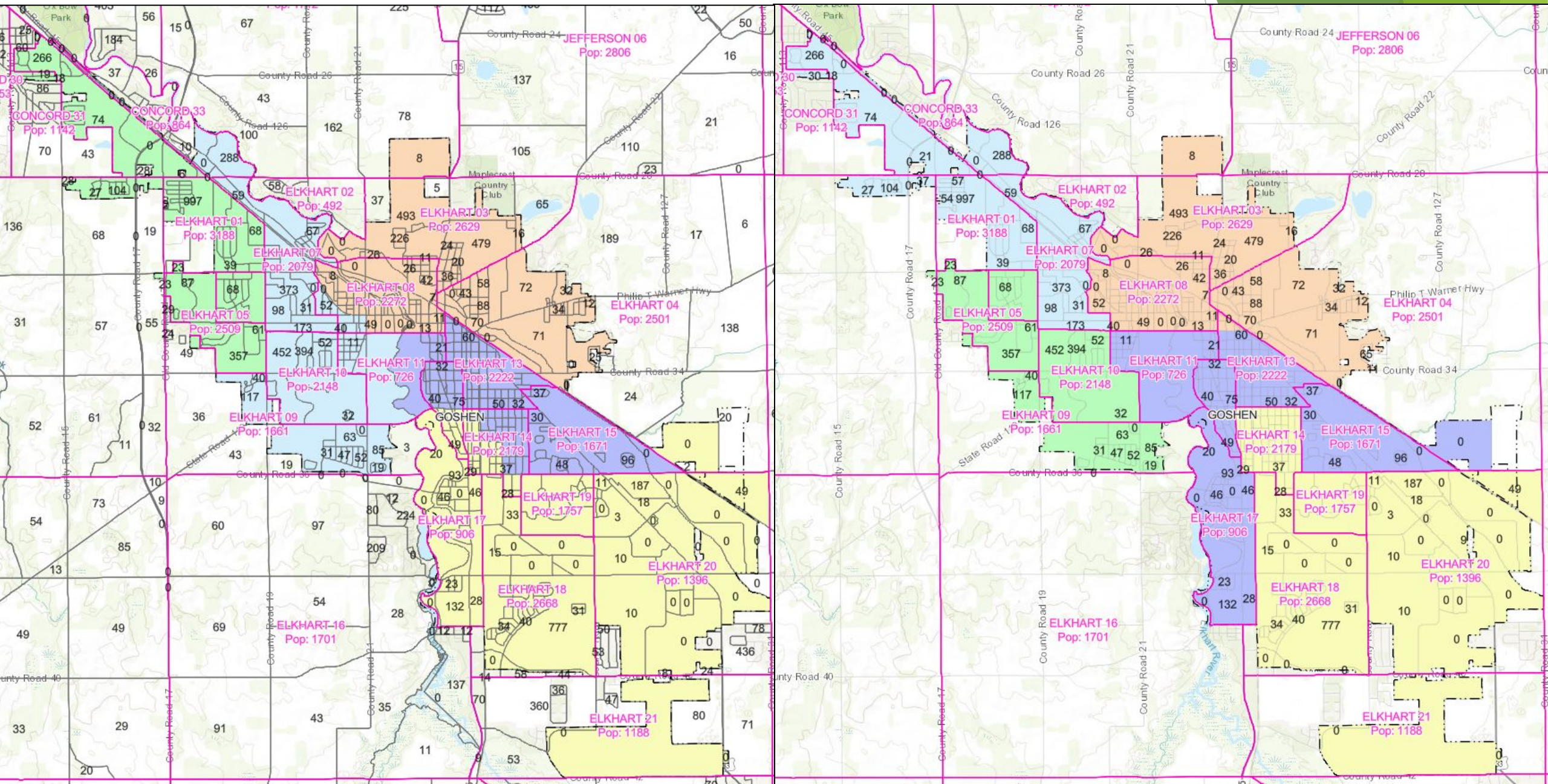


Option 4

		Current District	Proposed Redistrict Option 4
District	1	8,105	6,984
District	2	7,034	7,160
District	3	6,149	6,698
District	4	6,319	7,001
District	5	6,910	6,674
		34,517	34,517
	Mean	6,903	6,903
	% Diff	31.81%	7.28%
	ST Dev	770.00	210.17
	Spread	1,956	486
Precinct Splits		6	2



Existing compared to Option 4



Committee's Recommendation

- ▶ Preferred Option

- ▶ Option 3

		Proposed Redistrict Option 3
District	1	6,984
District	2	6,988
District	3	7,058
District	4	6,813
District	5	6,674
		34,517
	Mean	6,903
	% Diff	5.75%
	ST Dev	156.80
	Spread	384
Precinct Splits		7

- ▶ Alternate Option

- ▶ Option 4

		Proposed Redistrict Option 4
District	1	6,984
District	2	7,160
District	3	6,698
District	4	7,001
District	5	6,674
		34,517
	Mean	6,903
	% Diff	7.28%
	ST Dev	210.17
	Spread	486
Precinct Splits		2

Questions?

City of Goshen
Electoral Districts
Redistricting

July 18th, 2022