

CDBG

Consolidated Annual Performance & Evaluation Report (CAPER)



Third Program Year: **2022**

Prepared for annual review by:

Final: September 19, 2023



Contents

Cover page.....	1
CR-05 - Goals and Outcomes	3
CR-10 - Racial and Ethnic composition of families assisted.....	9
CR-15 - Resources and Investments 91.520(a).....	10
CR-20 - Affordable Housing 91.520(b).....	13
CR-25 - Homeless and Other Special Needs 91.220(d, e); 91.320(d, e); 91.520(c).....	16
CR-30 - Public Housing 91.220(h); 91.320(j)	21
CR-35 - Other Actions 91.220(j)-(k); 91.320(i)-(j)	23
CR-40 - Monitoring 91.220 and 91.230.....	30
CR-45 - CDBG 91.520(c)	32
CR-58 – Section 3	33
Attachments	
Additional Information Required	35
IDIS Reports	
PR03: CDBG Activity Summary Report	40
PR06: Summary Consolidated Plan Projects	71
PR23: CDBG Summary of Accomplishments.....	76
PR26: CDBG Financial Summary Report	80

CR-05 - Goals and Outcomes

Progress the jurisdiction has made in carrying out its strategic plan and its action plan. 91.520(a)

This could be an overview that includes major initiatives and highlights that were proposed and executed throughout the program year.

The City of Goshen CDBG program seeks to strengthen neighborhoods by providing decent housing and a suitable living environment, and to strengthen individuals by expanding economic opportunities for low/moderate income individuals and families through access to resources to improve their lives, homes and neighborhoods. Goshen's CDBG projects and activities will be implemented in the following areas: (1) Housing Opportunities; (2) Access to Services; and (3) Neighborhood Revitalization.

Specific CDBG priorities identified in the 2020-2024 five-year consolidated plan, which guide the choice of specific activities for each program year (PY), include:

1) Housing Opportunities

- Improve owner-occupied housing through rehab
- Increase quality of rental housing
- Increase transitional housing options
- Reduce housing cost burden through higher wage job opportunities and job training
- Provide permanent supportive housing for chronically homeless
- Support affordable housing creation and preservation
- Provide emergency shelter for homeless individuals and families
- Expand housing options and assistance
- Maintain and facilitate use of Housing Choice voucher program

2) Access to Services

- Increase access to affordable healthcare
- Increase services for mentally ill
- Support programs for youth
- Increase access to affordable childcare and early childhood education
- Support services for elderly and the disabled
- Support public transportation
- Provide emergency shelter for homeless individuals and families
- Provide permanent supportive housing for chronically homeless
- Support counseling/advocacy for underserved populations

- Increase access to substance abuse prevention and treatment
- Support life skill development
- Support nutrition programs and food assistance

3) Neighborhood Revitalization

- Improve owner-occupied housing through rehab
- Remove blighted residential properties
- Address issue of vacant/foreclosed houses
- Increase quality of rental housing
- Support public infrastructure projects
- Repair/replace existing sidewalks
- Support neighborhood parks

The objective of support for decent housing was accomplished by improving owner-occupied housing through rehab for 4 households. Three homes began rehabilitation in PY 2021 (IDIS Activity #315) and completed in PY 2022. One owner-occupied house completed rehabilitation with PY 2022 funds (IDIS Activity #325) and this activity remains open for 1 additional project to be completed in PY 2023. Four homes were built by Lacasa using a HOME grant and will be sold to low/mod income buyers by the end of PY 2023 as part of the CDBG Homeownership Assistance Program (IDIS Activity #327). Permanent supportive housing was provided for 36 (29 fixed site and 7 scattered site) households, and emergency shelter was provided to an average of 34 people per day in 2022.

The objective of support for a suitable living environment was accomplished through public service activities and grants providing direct assistance to low and moderate income households through the utilization of CDBG funding. The intended multi-unit housing rehabilitation projects (IDIS Activity #298 from PY 2020 and #316 of PY 2021) began implementation towards the end of PY 2021 due to delayed primary funding. These activities, which will provide 7 affordable housing rental units, are nearly completed. The multi-unit housing rehabilitation project IDIS Activity #326 of PY 2022 began implementation and will provide 4 affordable housing rental units. The goal is to complete these projects by end of PY 2023. The CDBG program improves resource accessibility to support decent housing and a suitable living environment for low/mod income households and neighborhoods.

Comparison of the proposed versus actual outcomes for each outcome measure submitted with the consolidated plan and explain, if applicable, why progress was not made toward meeting goals and objectives. 91.520(g)

Categories, priority levels, funding sources and amounts, outcomes/objectives, goal outcome indicators, units of measure, targets, actual outcomes/outputs, and percentage completed for each of the grantee's program year goals.

Goal	Category	Source / Amount	Indicator	Unit of Measure	Expected – Strategic Plan	Actual – Strategic Plan	Percent Complete	Expected – Program Year	Actual – Program Year	Percent Complete
Homeless Facilities	Homeless	CDBG: \$	Public service activities other than Low/Moderate Income Housing Benefit	Persons Assisted	0	273		0	102	
Homeless Facilities	Homeless	CDBG: \$	Homeless Person Overnight Shelter	Persons Assisted	375	273	72.80%	50	102	204.00%
Homeless Facilities	Homeless	CDBG: \$	Overnight/Emergency Shelter/Transitional Housing Beds added	Beds	0	0		0	0	
Homeownership Assistance	Affordable Housing	CDBG: \$	Direct Financial Assistance to Homebuyers	Households Assisted	10	0	0.00%	4	0	0.00%
Housing Rehabilitation Multi Unit	Affordable Housing	CDBG: \$	Rental units rehabilitated	Household Housing Unit	20	35	175.00%	4	0	0.00%
Housing Rehabilitation Multi Unit	Affordable Housing	CDBG: \$	Homeowner Housing Rehabilitated	Household Housing Unit	0	0		0	0	
Housing Rehabilitation Single Unit	Affordable Housing	CDBG: \$	Homeowner Housing Rehabilitated	Household Housing Unit	40	9	22.50%	5	1	20.00%
Public Facilities & Improvements	Non-Housing Community Development		Public Facility or Infrastructure Activities other than Low/Moderate Income Housing Benefit	Persons Assisted	12500	0	0.00%			

Public Service Activities-Urgent Needs	Affordable Housing Access to Services	CDBG-CV: \$	Public service activities other than Low/Moderate Income Housing Benefit	Persons Assisted	3718	13682	367.99%			
Public Service Activities-Urgent Needs	Affordable Housing Access to Services	CDBG-CV: \$	Homelessness Prevention	Persons Assisted	60	87	145.00%			
Public Service Grants	Access to Services	CDBG: \$	Public service activities other than Low/Moderate Income Housing Benefit	Persons Assisted	20000	20129	100.65%	4130	7533	182.40%

Table 1 - Accomplishments – Program Year & Strategic Plan to Date

Assess how the jurisdiction's use of funds, particularly CDBG, addresses the priorities and specific objectives identified in the plan, giving special attention to the highest priority activities identified.

The PY 2022 plan identified four areas for funding. The budget, \$337,325, consisted of \$267,673 CDBG funds, \$48,591 of program income, \$1,061 of miscellaneous income and \$20,000 of prior year resources.

Public service grants-\$47,000 in assistance to low/mod income families to meet the objective of a suitable living environment, with the outcome of providing access to affordable services.

Rehabilitation of single-family, owner-occupied housing-\$59,000 to meet the objective of decent housing, with the outcome of available and affordable rehabilitation of owner-occupied housing for low/mod income homeowners.

Rehabilitation of multi-family, rental housing-\$130,000 to meet the objective of decent housing, with the outcomes of available and affordable access to high quality rental housing for renters, and support for sustainable and viable neighborhoods.

Homeownership Assistance-\$41,325 to meet the object of decent housing, with the outcome of providing affordable housing for purchase by low/mod income homebuyers.

Program planning and general administration-\$60,000

CDBG Public Service Grants:

- Boys & Girls Club - \$6,855 daily nutrition program
- Council on Aging of Elkhart County - \$5,140 senior transportation
- Elkhart County Clubhouse - \$4,160 support for mental health services and outreach
- Goshen Interfaith Hospitality Network - \$11,750 shelter food program
- Maple City Health Care Center - \$5,385 access to subsidized primary healthcare program
- Walnut Hill Early Childhood Center - \$13,710 early childhood education program

\$46,999.83 of the budget for public service grants was spent.

Rehabilitation of Single-Family, Owner-Occupied Housing: Improves housing for low/mod income homeowners and is managed by LaCasa. During PY 2022, \$24,895.59 of PY 2021 rehabilitation funds (IDIS Act. #315) and \$13,486.82 of PY 2022 (IDIS Act. #325) were spent. A total of 4 projects were completed and Activity #325 remains open. The housing rehab program for low/mod income homeowners preserves existing housing, tackles necessary improvements in the house they may not be able to afford and increases accessibility measures for elderly persons and those with disabilities. Rehab also encourages private investment in the neighborhood.

Rehabilitation of Multi-Family, Rental Housing: Rehabilitation of multi-unit rental housing improves the availability of affordable, high quality housing units for low/mod income households. PY 2022 budgeted \$130,000 for rehabilitation of a four unit dwelling. Implementation began. PY 2021 budgeted \$141,597 for rehabilitation of a three unit dwelling and from PY 2020-\$122,000 for rehabilitation of a four unit dwelling. At the end of PY 2022, due to delayed primary funding, the projects were nearly completed. These activities (IDIS Act. #298, #316, #326) remain open and are scheduled for completion in PY 2023.

Homeownership Assistance: Homeownership Assistance provides decent housing, with the outcome of the housing being affordable to low/mod income homebuyers purchasing single family homes in Goshen. PY 2022 budgeted \$41,325 for assistance to up to four households (IDIS Activity #327). Activity was implemented and remains open for completion in PY 2023.

Program Planning & General Program Administration: A total of \$58,543.98 of the budgeted \$60,000 has been expended.

CR-10 - Racial and Ethnic composition of families assisted

Describe the families assisted (including the racial and ethnic status of families assisted). 91.520(a)

	CDBG
White	4,516
Black or African American	191
Asian	85
American Indian or American Native	11
Native Hawaiian or Other Pacific Islander	0
Total	4,803
Hispanic	2,535
Not Hispanic	2,268

Table 2 – Table of assistance to racial and ethnic populations by source of funds

Narrative

2020 Census racial and ethnic distribution of Goshen indicate approximately 87.3% are white, 3.5% are Black/African American and 1.8% are Asian. Same year Census data shows 25.9% also identify as Hispanic.

CDBG

Based on IDIS reporting, out of a total of 7,635 individuals assisted for non-housing CDBG activities, 59.1% (4,516) were white, 2.5% (191) were Black/African American, 1.1% (85) were Asian, less than 1% American Indian/Alaskan Native and Native Hawaiian/Other Pacific Islander (11) and 37% (2,832) identified as multi-racial (*note that multi-racial category did not print in the table above*). Of the 7,635 individuals assisted through traditional PY 2022 CDBG funds, 68.7% (5,252) identified as Hispanic.

In addition, for CDBG housing activities 4 households received assistance. Of the 4 households, 100% of them were white.

CR-15 - Resources and Investments 91.520(a)

Identify the resources made available

Source of Funds	Source	Resources Made Available	Amount Expended During Program Year
CDBG	public - federal	\$336,264.00	\$401,837.51
Other – Misc Income	public - local	\$1,061.00	\$43.29

Table 3 - Resources Made Available

Narrative

Public service grants

In PY 2022, six public service grants received CDBG funding, with a total budget of \$47,000. Of the budgeted amount for public service grants, \$46,999.83 was spent for activities which benefitted a total of approximately 7,635 individuals. CDBG funds of \$47,000 were matched with state, local and private funds, fees and volunteer labor, valued at \$1,081,687.13.

Homeless facilities – homeless shelter

The PY 2022 CDBG budget included one project within public service grants in which the subrecipient is a homeless shelter, with a total budget of \$11,750. All budgeted funds were spent in PY 2022 for activities which benefitted 102 individuals. CDBG funds were matched with almost 1,000 volunteer labor hours.

Direct homeownership assistance through rehabilitation, single-unit residential

In PY 2022, the loan/grant program for rehabilitation of owner-occupied, single-unit residential housing continued, with a budget of \$59,000. Three rehabilitation projects from prior year and one rehabilitation project from current year completed in PY 2022, and at the end of the fiscal year, \$13,436.82 of the budgeted amount had been spent. Due to the timing of the rehabilitation process, which begins in late spring, the projects are started within the PY, however all work, including paperwork and reporting, is completed after the close of the program year. All of the projects will be completed, the remaining budget spent, and the activity closed no later than the end of calendar year 2023.

Multi-unit residential rehabilitation

Three multi-unit rehabilitation projects were implemented in PY 2022. From PY 2020, Activity #298, a four unit dwelling, where funding was delayed began and all \$122,000 funds were expended in PY 2022. From PY 2021, Activity #316, a three unit dwelling, began construction and is also near completion. \$141,097 of the \$141,597 budget was expended. Finally funds were allocated, but not yet spent, in PY 2022 for Activity #326, a four unit dwelling with a budget of \$130,000. The project has been implemented and all three multi-unit rehabilitation projects are expected to complete and beneficiaries be reported in PY 2023.

Direct homeownership assistance through downpayment assistance

The PY 2022 budget included \$41,325 for Activity #327 homeownership assistance program. This program was implemented in PY 2022 with four homes being made available for purchase to qualified low/mod income homebuyers. Due to rising interest rates, inflation, and the uncertain economy, the homes did not sell in PY 2022 and funds remain. However, It is anticipated that this activity will be completed and reported in PY 2023.

Program planning & general administration

The PY 2022 budget included \$53,000 for administration and \$7,000 for planning, of which 97% or \$58,543.98 was spent during PY 2022. In addition the “Other-local” source expended \$43.29 in administrative fees as noted in the chart above.

Identify the geographic distribution and location of investments

Target Area	Planned Percentage of Allocation	Actual Percentage of Allocation	Narrative Description

Table 4 – Identify the geographic distribution and location of investments

Narrative

Funds were allocated for activities that benefitted residents throughout the City of Goshen.

The City of Goshen CDBG program utilizes a neighborhood-based strategy, with the primary objective of creating a suitable living environment, with the outcome of a more sustainable and livable neighborhood. The CDBG focus areas are based on income-eligible Census block groups, which are

typically older areas where investment is needed in housing and infrastructure. Outreach efforts will strengthen neighborhood associations and help support implementation of CDBG activities.

Leveraging

Explain how federal funds leveraged additional resources (private, state and local funds), including a description of how matching requirements were satisfied, as well as how any publicly owned land or property located within the jurisdiction that were used to address the needs identified in the plan.

In PY 2022 Public Service CDBG funds of \$47,000 were matched with state, local and private funds, fees and volunteer labor, valued at \$1,081,687.13. The CDBG owner occupied rehabilitation budget of \$59,000 was matched with approximately \$22,000 of private funds, volunteer labor, and in-kind donations.

The multi-family rehabilitation projects implemented in PY 2022 from:

Program Year	CDBG	HOME/IHCDA (matching funds)
2020	\$122,000	\$336,000
2021	\$141,597	\$754,000
2022	\$130,000	\$516,000

CR-20 - Affordable Housing 91.520(b)

Evaluation of the jurisdiction's progress in providing affordable housing, including the number and types of families served, the number of extremely low-income, low-income, moderate-income, and middle-income persons served.

	One-Year Goal	Actual
Number of Homeless households to be provided affordable housing units	0	0
Number of Non-Homeless households to be provided affordable housing units	13	4
Number of Special-Needs households to be provided affordable housing units	0	0
Total	13	4

Table 5 – Number of Households

	One-Year Goal	Actual
Number of households supported through Rental Assistance	0	0
Number of households supported through The Production of New Units	4	0
Number of households supported through Rehab of Existing Units	9	4
Number of households supported through Acquisition of Existing Units	0	0
Total	13	4

Table 6 – Number of Households Supported

Discuss the difference between goals and outcomes and problems encountered in meeting these goals.

Priority #1: Rehabilitation of Multi Unit Rental Housing (Low/mod income renters 0-80% AMI)

The goal was rehabilitation of a 4-unit rental house undertaken by a CBDO. CDBG funds were a secondary funding source to HOME/LIHTC funds obtained by CBDO. Implementation began but did not complete due to HOME funding delays. Two additional projects that also had funding delays were nearly completed this year from PY 2020 for 4-units (Act #298), and PY 2021 for 3-units (Act #316). All 3 projects are expected to be finished by the end of PY 2023.

Priority #2: Rehabilitation of Owner-occupied Homes (Low/mod income owners 0-80% AMI)

Single-family, owner-occupied housing rehab goal was 5 projects, and 4 were completed in 2022. Improvements included repair of sewer and septic lines, remodel of bathroom and kitchen, structural improvements, and a roof replacement. With inflation, cost of repairs has increased causing a deterrence in homeowners wanting to participate in the program.

Priority #3: Rental Assistance & Affordable Housing (Low income tenants, non-homeless & special needs, 0-50% AMI)

Goshen's goal to provide rental assistance through a partnership with the Warsaw Housing Authority (WHA) Housing Choice Voucher Program was met. There were 175 vouchers for Goshen in use on June 30, 2022, including 36 NED (non-elderly disabled) vouchers. WHA also expects to use at least 50 vouchers at a new 120 residential unit assisted living facility opening in 2023 called Green Oaks, for area elderly seniors who are at or below 80% AMI.

There are currently 818 affordable housing rental units in the City of Goshen, with Lacasa working on projects to add 62 more. Current projects include: 11 multi-family apartments, 7 ADA accessible apartments, and Oaklawn has partnered with Lacasa to build 8 new affordable housing units by 2024 with a long-term plan for 48 units total. With the completion of these projects and Green Oaks, Goshen should have approximately 1,000 affordable housing rental units. A portion of CDBG funds is typically committed each year to help add additional affordable rental units with LaCasa who partners with the City, individuals, and other local organizations to provide a wide range of housing and community development services, including homeownership and financial training.

Priority #4: Homeless Persons and Persons with Special Needs

The goal was to provide support for 50 homeless persons and persons with special needs. This goal was met through support for emergency shelter and permanent supportive housing (PSH). During 2022, Goshen Interfaith Hospitality Network provided shelter for an average of 34 homeless individuals per day, 102 people total.

Goshen's PSH is a partnership of LaCasa, the owner/developer, and Oaklawn Psychiatric Center, the service provider. There are two fixed-site locations, with 29 total units, including 3 ADA units. In PY 2022, there were an additional 7 scattered site PSH units in Goshen supported through Shelter+Care vouchers. This remained unchanged from PY 2021.

Goshen's Housing Choice vouchers administered by WHA include 36 NED (non-elderly disabled) vouchers for persons with disabilities. In Goshen, the total ADA units available are 79. Lacasa has requested funding to add 7 ADA units at Arbor Ridge in 2023.

Priority #5: Homeownership Assistance (Low/mod income homebuyers, 0-80% AMI)

The goal of selling four homes with assistance in PY 2022 was not met due to the unanticipated rise of interest rates, inflation, and economic instability. Efforts to sell the homes will continue in PY 2023 to help provide decent housing, with the outcome of the housing being affordable.

Discuss how these outcomes will impact future annual action plans.

Due to a low participation rate in the homeownership assistance program we do not anticipate continuing the program in future years unless the mortgage interest rates decrease and the housing market shows improvement to benefit the buyers. The significant increase in interest rates (doubling in one year from 3% to 7.5%) has been a deterrent. Downpayment assistance is available to lower the interest rates for buyers, however, it has still proven difficult to secure low/mod income homebuyers.

Include the number of extremely low-income, low-income, and moderate-income persons served by each activity where information on income by family size is required to determine the eligibility of the activity.

Number of Households Served	CDBG Actual	HOME Actual
Extremely Low-income	1	0
Low-income	2	0
Moderate-income	1	0
Total	4	0

Table 7 – Number of Households Served

Narrative Information

In PY 2022, CDBG funds through public service and owner-occupied rehab activities benefitted 2,525 extremely low-income individuals/households (at or below 30% AMI), 2,691 low-income individuals/households (31-50% AMI), and 2,423 moderate-income individuals/households (51-80% AMI).

Owner-occupied rehabilitation benefitted four (4) households. Of these four households, one owner is classified as extremely low-income with a household income of less than 30% AMI, two owners are classified as low-income with a household income between 31-50% AMI, and one is a moderate-income homeowner with a household income between 51-80% AMI. The three open multi-family rehab projects which were delayed due to funding were not yet completed, therefore reporting for these projects will be in next year's CAPER.

The following are all categorized for assistance to the extremely low income (\leq 30% AMI) at: the fixed-site permanent supportive housing (PSH) program benefitted 29 households, an additional seven (7) households through scattered-site PSH units, and the support for Goshen Interfaith Hospitality Network which benefitted 102 individuals at the local homeless shelter.

For traditional CDBG funds, public service grants to six local agencies, including Goshen Interfaith Hospitality Network, benefitted 2,524 extremely low-income individuals, 2,689 low-income individuals, and 2,422 moderate-income individuals.

CR-25 - Homeless and Other Special Needs 91.220(d, e); 91.320(d, e); 91.520(c)

Evaluate the jurisdiction's progress in meeting its specific objectives for reducing and ending homelessness through:

Reaching out to homeless persons (especially unsheltered persons) and assessing their individual needs

Advocacy, education and coordination of housing and homeless programs in Indiana is managed by Indiana Housing & Community Development Authority (IHCDA) through the regional Continuum of Care (CoC) network. Goshen, located in Elkhart County, is part of Region 2 CoC and actively participates with the Indiana Region 2 Homeless Coalition (IR2HC), which met bi-monthly in PY 2022. The IR2HC is a group of agencies and organizations who have a stake in reducing homelessness in the region. The IR2HC meet regularly to share data and updates on their actions, new programs or resources and encourage coordination and collaboration. This is an effective method of facilitating dialogue among service providers and coordinating community resources and services for the benefit of homeless/underhoused individuals, families, and those at-risk of homelessness. This collaboration aims to mitigate the risk and decrease homelessness in our community. The IR2HC functions as the Region 2 Continuum of Care, in which the City of Goshen participates.

Outreach services to unsheltered homeless, including assessment of individual needs, are provided primarily by Oaklawn Psychiatric Center through PATH (Projects for Assistance in Transition from Homelessness), which has outreach staff working in both the City of Goshen and the City of Elkhart. PATH outreach staff make referrals to and receive referrals from the local emergency housing providers on a regular basis. They meet PATH clients at shelters, soup kitchens, libraries and drop-in areas. Oaklawn's service area spans two counties in Indiana (Elkhart and St. Joseph), and PATH data is combined for the two counties, with estimates provided for Elkhart County. In calendar year 2022, 822 PATH services were provided, and 260 individuals were enrolled in the PATH program.

Coordinated Entry (CE) in Region 2 is a decentralized intake, assessment, and referral process for households experiencing a housing crisis or homelessness. These individuals or households are typically those who are/have struggled with chronic homelessness and have experienced an array of problems related to or as a result of persistent homelessness (e.g., health problems, victim of violence, trauma, arrests, etc.). CE policies and procedures were adopted by IR2HC on December 7, 2017, and CE implementation is being led by Oaklawn, the lead agency in Region 2. In calendar year 2022, 20 individuals exited the CE list to some type of housing, nine of which were placed into permanent supportive housing.

In January 2022 the Goshen Police Department created a new position for a Behavior Health Response Coordinator. Duties include directly engaging people who suffer from mental illness or are in crisis, those experiencing homelessness, and who experience substance misuse disorders. The Officer assesses their needs and coordinates the provision of social services including mental health treatment, healthcare, substance use disorder treatment, and housing/shelter. The Coordinator utilizes an Educate, Encourage, Enforcement policy documenting all offers of assistance including the acceptance/denial of said assistance prior to Enforcement action used to drive people toward services/shelter. In 2022, Officer Ballard responded personally to 36 calls to assist the homeless, the department as a whole had over 100 calls for homeless assistance. In addition, there were 121 calls resulting in immediate detentions for persons having mental health crisis and needing intervention.

Addressing the emergency shelter and transitional housing needs of homeless persons

Goshen Interfaith Hospitality Network (GIHN) is the primary organization within the City of Goshen providing direct service to homeless families and single women seeking emergency housing. During calendar year 2022, GIHN provided shelter to an average of 34 people per day. In PY 2022 GIHN, after operating out of various churches for over 24 years, opened “First Light Mission”, which is a fixed site shelter in a rehabilitated elementary school. With continued help from nearly 700 volunteers, 18 partnering churches and a partnership with Goshen Community School, they now have a permanent place for guests to call home. GIHN is also supported by grants and donations received from local businesses, individuals, clubs and schools. At this place, guests have beds, access to storage space, phones, meals, shower and laundry facilities and a library and living room to relax in. One feature the Director was particularly excited about was the playground the kids would now have to play on. Finally, another positive aspect to the shelter is there are on site personnel available to provide resources for potential jobs, housing, schools and entitlement programs.

YWCA North Central Indiana serves victims of domestic violence in Elkhart County helping nearly 700 individuals a year. YWCA Safe Haven in the City of Elkhart provides emergency housing, along with supportive services and programs including legal services, sexual assault services, children's therapy, and economic empowerment. Safe Haven is the only shelter in Elkhart County dedicated to victims of domestic violence. The shelter has 15 units for households with children and a total of 35 beds. Safe Haven provides 30-60 day temporary housing for those in crisis. There are two transitional housing units available for longer-term housing; however, the majority of their clients opt to move to scattered site housing upon leaving the shelter.

Transitional housing for homeless households is also provided by Emerge Ministries, located in the City of Elkhart, with a total of 16 beds, serving households with and without children. Also in the City of Elkhart, Faith Mission’s transitional housing program is undergoing rehabilitation at 525 Middlebury Street. When the project is completed in December of 2023, it will contain 11 apartments, with two or

three bedroom units, for families with children.

Helping low-income individuals and families avoid becoming homeless, especially extremely low-income individuals and families and those who are: likely to become homeless after being discharged from publicly funded institutions and systems of care (such as health care facilities, mental health facilities, foster care and other youth facilities, and corrections programs and institutions); and, receiving assistance from public or private agencies that address housing, health, social services, employment, education, or youth needs

Homeless prevention and meeting the priority needs of the homeless occurred through the cooperation and coordination of local housing and service agencies and through the Indiana Region 2 Homeless Coalition (IR2HC). The Coalition met bi-monthly during PY 2022 to network around issues related to homelessness and to empower local agencies addressing homelessness. The CDBG administrator participated regularly and worked to provide support for local agencies providing services to homeless/underhoused individuals and families and those at-risk of homelessness. The efforts of local agencies include prevention of homelessness, outreach, emergency shelter, case management, transitional housing, and permanent supportive housing.

The most direct method of preventing homelessness is the Housing Choice Voucher (HCV) program. The HCV program, commonly referred to as Section 8, is operated by Warsaw Housing Authority (WHA) and includes vouchers for Goshen. The assistance provided in fiscal year 2022 to Goshen voucher holders was approximately \$1 million with 175 vouchers in use, including 36 NED (non-elderly disabled) vouchers for persons with disabilities.

There is not a coordinated, widely adopted discharge policy in place, but the Coalition will continue to pursue a solution. The action plan to end chronic homelessness, which includes a strategy to ensure that individuals are not released from institutions into homelessness, has been presented and discussed at the Coalition. As the community mental health center for Elkhart County, Oaklawn Psychiatric Center is the gatekeeper for state psychiatric placement facilities. On a quarterly basis, a designated Oaklawn representative meets with current inpatients to track progress. Discharge planning is a continuous process, regardless of the patient's readiness for discharge. Oaklawn creates a discharge plan with the hospital social workers, and, commonly, the patient is discharged to what can be considered a step-down facility to increase chances of successful reentry. This ongoing, communication, coordination of care and structure has proved successful for all involved- patients, treatment providers and community partners. Oaklawn has received a grant to build a Crisis Center in Goshen to be open 24 hours a day year-round to serve as a short-term stabilization center for people experiencing a mental health or substance abuse crisis. The center's goal is to fill the gaps in mental health treatment and offer alternatives to hospital emergency departments or jail for people in crisis opening in spring of 2024.

The Elkhart County Reentry Initiative (ECRI) is a collaboration of numerous local agencies and partners aimed at reducing recidivism in Elkhart County. The ECRI actively works to network, develop resources, support service providers and remove barriers for formerly incarcerated adults to promote successful reentry and community reintegration. Some of the challenges for these individuals are employment, education, housing, transportation, access to resources, health (addictions/mental illness/physical), accountability and a changing world.

During PY 2022, Goshen did not receive any direct public or private funding to address homeless needs and prevent homelessness. Permanent supportive housing (PSH) in Goshen is a partnership of LaCasa, the owner/developer/rental manager, and Oaklawn Psychiatric Center, the service provider, with a total of 29 fixed-site and 7 scattered site units. PSH has contributed to addressing chronic homelessness by providing stable housing in conjunction with appropriate supportive services.

In PY 2022, Brightpoint, a recipient of SSVF (Support Services for Veteran Families) grant, reports eight veteran households, consisting of 25 individuals, served and total funding of \$82,984.62 expended for Elkhart County.

Helping homeless persons (especially chronically homeless individuals and families, families with children, veterans and their families, and unaccompanied youth) make the transition to permanent housing and independent living, including shortening the period of time that individuals and families experience homelessness, facilitating access for homeless individuals and families to affordable housing units, and preventing individuals and families who were recently homeless from becoming homeless again

Advocacy, education and coordination of housing and homeless programs in Indiana is managed by Indiana Housing & Community Development Authority (IHCDA) through the regional Continuum of Care (CoC) network. Goshen, located in Elkhart County, is part of Region 2 CoC and actively participates with the Indiana Region 2 Homeless Coalition (IR2HC), which met bi-monthly in PY 2022. The IR2HC is a group of agencies and organizations who have a stake in reducing homelessness in the region. The IR2HC meet regularly to share data and updates on their actions, new programs or resources and encourage coordination and collaboration. This an effective method of facilitating dialogue among service providers and coordinating community resources and services for the benefit of homeless/underhoused individuals and families and those at-risk of homelessness. This collaboration aims to mitigate the risk and decrease homelessness in our community. The IR2HC functions as the Region 2 Continuum of Care, in which the City of Goshen participates.

In calendar year 2022, the IR2HC continued with stable participation and worked to make connections with additional agencies. There were 39 local agencies, both public and private, though primarily not-for-profit, that participated in IR2HC in calendar year 2022. These organizations include local school

systems, social service agencies, community health care providers, governmental agencies and Medicaid managed care entities. The Coalition and direct connections with participating agencies provide the primary structure through which the City of Goshen carried out its homeless prevention strategy.

Other grant programs which contribute to preventing homelessness are ESG (Emergency Solutions Grant), Rapid Rehousing, and SSVF (Supportive Services for Veteran Families).

Fixed-site permanent supportive housing (PSH) in Goshen is provided at two locations, Westplains Apartments and Lincoln West Apartments. Both projects are a partnership of LaCasa, the owner/developer/rental manager, and Oaklawn Psychiatric Center, the service provider. Rental assistance is provided through Shelter Plus Care vouchers. Westplains has 15 income-based units and was completed in PY 2013, and Lincoln West has 14 income-based units and was completed in PY 2011. Initial funding sources included IHCD's CDBG-D program, NeighborWorks America and Federal Home Loan Bank. As of June 30, 2023, 26 units at these sites were occupied by households at equal/less than 30% AMI.

In PY 2022, there were seven scattered site PSH units occupied in Goshen, designated for individuals with disabilities.

PSH is also provided by AIDS Ministries/AIDS Assist at two locations in the City of Elkhart, with a total of ten beds.

In PY 2019, construction was completed on a new PSH site, Benham Avenue Apartments, in the City of Elkhart, another partnership of LaCasa and Oaklawn. There are 11 one bedroom, single occupancy units, and residents began moving in April 2020. Funding for this \$1.8 million project included HOME, Housing Trust Fund and IHCD Development Fund; rental assistance is provided through Shelter+Care vouchers.

Permanent supportive housing has contributed to preventing chronic homelessness by providing stable housing in conjunction with appropriate supportive services to individuals who would otherwise be at high-risk of this persistent cycle.

No other new federal resources were obtained from Homeless SuperNOFA during PY 2022.

CR-30 - Public Housing 91.220(h); 91.320(j)

Actions taken to address the needs of public housing

There are no public housing units within the City of Goshen. The City of Goshen continues to work with Warsaw Housing Authority (WHA), LaCasa, Oaklawn Psychiatric Center, Habitat for Humanity, Greencroft Goshen and other local housing providers to address housing needs. WHA currently administers a Section 8 Housing Choice voucher program that includes vouchers for Goshen, having provided approximately \$1 million in assistance for Goshen in FY 2022. Of the current 175 Housing Choice vouchers being utilized in Goshen, 36 are NED (non-elderly disabled) vouchers for persons with disabilities. No new federal vouchers have been allocated in the past few years, and WHA does not expect to lose any vouchers in the immediate future.

Actions taken to encourage public housing residents to become more involved in management and participate in homeownership

The City of Goshen, through a partnership with the Warsaw Housing Authority and Lacasa, continues to seek and encourage public housing voucher holders to become homeowners through the following actions:

1. Ensure equal opportunity and affirmatively further fair housing.
2. Promote homeownership for voucher holders and Section 8 residents.
3. Partner with existing homeownership programs to maximize funding, like HOME and CDBG home ownership / down payment assistance program through Lacasa.
4. Partner with a housing counseling program through Lacasa and the Warsaw Housing Authority to serve first-time home buyers and teach financial literacy.
5. Promote homeownership for voucher holders and housing authority residents identified for disposition and replacement housing.

Warsaw Housing Authority maintains a Good Housekeeping Award program to address housekeeping and pride of living issues. It provides incentive to both the renter as well as potential landlords to encourage renting to voucher recipients. This program has been very successful since its inception. In calendar year 2022, 52% of Goshen voucher recipients received the certificate and were entered into the drawing for the grand prize which occurs at the end of the year. This year, the 1st place winner was awarded a \$150 gift card, a bundle of balloons and a box of candy. Goshen's winner was very excited and stated he'd spend his money to buy extra food and new clothes.

Actions taken to provide assistance to troubled PHAs

The local PHA is not designated as troubled.

CR-35 - Other Actions 91.220(j)-(k); 91.320(i)-(j)

Actions taken to remove or ameliorate the negative effects of public policies that serve as barriers to affordable housing such as land use controls, tax policies affecting land, zoning ordinances, building codes, fees and charges, growth limitations, and policies affecting the return on residential investment. 91.220 (j); 91.320 (i)

The City is not aware of any local ordinances or policies which create unreasonable barriers to affordable housing. The City continues to explore incentives available for the development of affordable housing and continues to use local public resources for infrastructure improvements to improve living conditions in low/moderate income neighborhoods.

In PY 2022 to attract and stimulate housing development, the City developed a Tax Increment Financing (TIF) policy, including a residential TIF. One agreement was made with a development project that plans to create around 1,400 homes, helping meet the increasing demand for single family housing in Goshen.

As a way to remove barriers to affordable housing, the City provided a low-interest loan of \$400,000, a building donation valued at \$167,000 and infrastructure improvements valued at \$625,000 for a project which rehabilitated and converted a historic three-story industrial building into 33 apartments affordable for low and moderate income persons. In PY 2007, the City provided a \$500,000 loan for 15 years to LaCasa to be used in LaCasa's Revolving Real Estate Development Fund. The fund was established with the intent to acquire, rehabilitate and return to homeownership run-down, often vacant, investment properties. Within neighborhoods, residents often cite vacant and dilapidated properties as a major concern, and this fund sought to address the worst of these problem properties. Potential homebuyers have access to LaCasa's homeownership and financial capabilities classes, and funding through LaCasa's affordable housing loan pool is available to those who qualify. The loan was satisfied in 2022.

Actions taken to address obstacles to meeting underserved needs. 91.220(k); 91.320(j)

Within the areas eligible for CDBG funding, obstacles to meeting underserved needs include an inadequate amount of CDBG funding, lack of participation by landlords who own property in the area and lack of awareness and participation by neighborhood residents. These obstacles to meeting the needs of the underserved continue to be addressed primarily through the intentional efforts to cooperatively implement the CDBG plan. Part of the strength of the Goshen CDBG program is a result of the positive working relationships between the City and local partners, including other public agencies,

non-profit agencies, and neighborhood residents. Lacasa's neighborhood outreach worker and the City's neighborhood association coordinator continue to work together to develop and strengthen neighborhood associations, promote inclusivity and community participation. When neighborhood associations are active, residents work together to improve their neighborhood, and the implementation of the CDBG program is more effective.

The City will continue its efforts to work in collaboration with and receive input from a diverse, multispecialty group of community partners to implement CDBG's mission and plan. Regarding income, 2015-2019 CHAS data shows that owner or renter households in the extremely low-income category ($\leq 30\%$ Area Median Income) experience housing problems at higher rates as compared to those in higher income categories. The majority of these problems are in relation to cost burden. This is a significant factor in assessing and implementing the priorities and plan of Goshen's CDBG program. Through CDBG, the City will continue to focus its efforts and energy on supporting owner-occupied rehab projects and expanding affordable rental housing programs in order to contribute to alleviating the cost burden for these households.

The neighborhood-based community development strategy, the basis for the implementation of each annual CDBG plan, is a method for addressing the obstacles to meeting the needs of the underserved. For example, the work in local target neighborhoods has been a cooperative effort of the City, LaCasa, neighborhood associations, and individuals, families, and agencies within each neighborhood. The City believes the neighborhood-based community development strategy, which concentrates housing rehabilitation, infrastructure improvements and development activities in a specific neighborhood, works to maximize the impact of limited funds and helps to meet underserved needs. Area residents have access to social service and asset building programs, and groups of neighbors work together to meet common goals.

Actions taken to reduce lead-based paint hazards. 91.220(k); 91.320(j)

According to 2021 American Community Survey (ACS) five-year estimate, there are 6,704 occupied pre-1980 housing structures in Goshen. These units represent a potential for lead-based paint hazards. The most recent data from the Indiana State Department of Health (ISDH), indicated 43 confirmed elevated lead tests for 2021 for Elkhart County, out of a total of 3,835 (1.12%). The number of children with at least one elevated test in Elkhart County, according to the same source, is 34, out of a total 3,578 children tested (0.95%). This is a slight increase from 2020's data of 36 children with at least one confirmed elevated lead test out of a total 3,859 children tested (.93%). According to the ISDH 2021 data, Elkhart County is within the top five counties in number of lead tests administered and number of children tested. In that top five, Elkhart County ranks second in highest percentage of children with at least one elevated test and third in the total number of children with elevated tests.

The City of Goshen does not have a city health department and is under the jurisdiction of the Elkhart

County Health Department (ECHD). The ECHD provides free lead screening tests, takes referrals, and follows up with case management and environmental investigations. The ECHD employs licensed lead inspectors and conducts lead risk assessments and lead clearance exams. The Community Health Nursing program manages lead cases and conducts lead screenings, along with education and outreach. As of June 30, 2023, ECHD employed five Indiana licensed lead inspectors managing 30 lead cases; 8 lead risk assessments, and 3 lead clearance exams for 2022. 198 lead screening tests were performed in 2022.

LaCasa follows a written lead hazard control policy, with all clients receiving information on protecting families from lead.

Maple City Health Care Center (MCHCC) routinely screens children seen at both of their sites (Northside Community Health Center and Vista Community Health Center) to check blood lead levels. Members of the NCHC/VCHC patient care teams provide written information for parents and discuss the causes of lead poisoning and ways to decrease exposure to lead in the home. Children with high blood lead levels are referred to ECHD for follow up. In calendar year 2022, 136 out of 144 children, ages 0-24 months, were screened, and 0 children needed to be referred to the ECHD for follow-up. For children who have not yet received a lead poisoning test, MCHCC continues to work at contacting and encouraging parents to bring the children in for testing.

The City continues to work with ECHD, LaCasa and other local agencies to explore ways to more effectively address lead-based paint issues and to provide information on protecting families from lead. The City has supported, and will continue to support, efforts to provide more information and training to local contractors, landlords, tenants and homeowners regarding lead issues. And beginning in 2023 the City of Goshen started door to door assessments and self-reporting surveys by residents to determine whether homes had lead or copper pipes for water utilities. The goal being to identify which ones were lead based and take further action.

Actions taken to reduce the number of poverty-level families. 91.220(k); 91.320(j)

The antipoverty strategy for PY 2022 did not change from what has been used in previous CDBG program years. The antipoverty strategy is a component of each community development and housing objective and CDBG program activity. It assumes and operates from the perspective that the most effective tools for reducing poverty are education, training and access to supportive services. These are all key components of the housing rehabilitation program, the public service grants, and the neighborhood-based community development efforts. CDBG assistance is part of the overall strategy to provide households in poverty with the education, services and support necessary for successful employment, such as transportation, rental housing assistance, case management, child care assistance and healthcare assistance. Homeownership training and financial fitness training is available to neighborhood residents through the owner-occupied housing rehabilitation program.

The Housing Choice voucher program, operated by Warsaw Housing Authority, has been an essential foundation of the City's housing strategy, as the program assists households by ensuring they pay no more than 30% of their gross income for rent and utilities. This reduces the need for constant shifting of housing units and provides stability so children are able to remain in the same school for no less than one year. In addition to the Housing Choice voucher program, other affordable housing in Goshen includes 250 Section 8 units for elderly households at Greencroft Goshen, 40 units in Maple Leaf Commons, a Section 202 PRAC for elderly households, 15 income-based rental units at Mercer Manor, supported by USDA Rural Development, Maple Court Place, a 60-unit apartment complex affordable for low/moderate income households and 29 units of permanent supportive housing in two locations.

Actions taken to develop institutional structure. 91.220(k); 91.320(j)

In PY 2022, as in previous program years, Goshen's CDBG program benefitted from existing strong institutional structures, both internally and in relation to external agencies. This facilitated the implementation of CDBG goals and activities. Within the City of Goshen, the Planning Office, Mayor's Office, and the Clerk Treasurer's Office all work cooperatively to fulfill CDBG goals and requirements. The City also works closely with LaCasa, Oaklawn Psychiatric Center and the agencies receiving public service grants to ensure achievement of CDBG goals and compliance with all CDBG requirements. The CDBG administrator participates as a member of LaCasa's owner-occupied housing rehabilitation review committee in order to further enhance coordination. At the countywide level, the CDBG administrator participates in several groups, such as the Indiana Region 2 Homeless Coalition (Region 2 Continuum of Care), to promote coordination and collaboration with Elkhart County, the City of Elkhart CDBG program and other local agencies and organizations.

The CDBG administrator makes every effort to provide clear and timely communication regarding procedures and policies, using both written and verbal methods. The CDBG administrator maintains an open-door policy regarding questions and concerns about the CDBG program. In addition to active partners and subrecipients, there are many local organizations and systems that are on the general CDBG contact list and receive regular updates and requests for input concerning the CDBG program. Numerous opportunities are given for feedback, and all suggestions received are given serious consideration. Interagency cooperation and coordination provide a strong foundation for the implementation of CDBG activities. Continued efforts will be made to foster and strengthen the collaboration between neighborhood associations and the CDBG program.

Actions taken to enhance coordination between public and private housing and social service agencies. 91.220(k); 91.320(j)

The CDBG administrator maintains contact with leadership at the Warsaw Housing Authority (WHA) as

well as, as noted above, numerous housing programs and social service agencies to support a greater understanding and be kept apprised of services and housing aimed at low/mod income individuals in this community.

Opportunities for feedback- both formal and informal and from diverse groups- continue to be provided throughout the CDBG program year. A list of more than 100 contacts from local housing and service providers, neighborhood association leaders, City of Goshen elected officials, City staff, Warsaw Housing Authority, local institutions such as Goshen Health, Greencroft Goshen, Oaklawn Psychiatric Center, Goshen Community Schools, and local media are regularly notified of and invited to attend public meetings. This extensive contact list is also provided advanced notice of public hearings, the availability of draft plans for review and public comment periods.

Coordination between public and private housing, health and social service agencies will continue to be strengthened through regular interaction and meetings. Strong local networks are in place which address several priorities outlined in the CDBG plan. Active participation in and collaboration with these networks, such as the Indiana Region 2 Homeless Coalition, will continue to be a priority of the City's CDBG program and plan implementation process.

Identify actions taken to overcome the effects of any impediments identified in the jurisdictions analysis of impediments to fair housing choice. 91.520(a)

An Analysis of Impediments to Fair Housing Choice, 2020-2024, was accepted by HUD on May 1, 2020, with the following impediments:

Impediments:
<ul style="list-style-type: none">• Housing cost burden continues to impede housing access;
<ul style="list-style-type: none">• Insufficient supply of housing units, including affordable units;
<ul style="list-style-type: none">• Housing Choice vouchers not fully used.

PY 2022 Actions Include:

Impediments are being addressed by:

Supporting expanded Housing Choice voucher use, including landlord outreach, case management, and exploring use of new types of vouchers.

- Fixed and scattered site permanent supportive housing units were occupied (100% occupancy), with 10 total units designated for individuals with disabilities.

- LaCasa, completed construction on Westplains II, to increase affordable rental options, to divert Oaklawn clients from homelessness and provide independent options for clients who would otherwise be underhoused. Lacasa secured project-based vouchers for 2 of the 8 units with the others accepting Housing Choice Vouchers.
- Twice a month the Warsaw Housing Authority has open office hours at a Goshen City building to meet with residents and help with housing needs, services and housing education.
- Working cooperatively with other units of local government and maintaining close working relationships with local housing providers to assess housing needs and to increase the supply of affordable housing opportunities for extremely low and low-income residents.

Supporting expanded rehabilitation of existing housing and preservation of existing affordable housing with the goal of providing additional affordable, quality rental options for low / moderate income families.

Lacasa received funding to begin rehabilitation on:

- 4 units of housing at 409 E. Madison St, for families \leq 60% AMI.
- 5 multi-family dwellings in East Lincoln Crossroads neighborhood of which 16 units are completed and occupied. One more 4-unit building at 410 E. Jefferson St is nearing completion along with a 3 unit dwelling at 214 S 8th St.
- Conversion of the Arbor Ridge child care building into 7 one bedroom accessible units.
- Investing \$1.5 million into preserving the 12 affordable housing units at the Hattle.
- 8 unit PSH building on Oaklawn's campus providing permanent supportive housing for Oaklawn clients experiencing addictions and are at a risk of homelessness. Completion of this building and occupancy by the end of 2024.

Supporting new housing development and increasing sustainable housing opportunities for low to moderate-income populations.

- The City launched a homeownership assistance program in partnership with Lacasa who received a HOME Innovation Grant to construct 4 single family homes in Goshen. These homes are finished and available for low/mod income families to purchase with assistance.
- To attract and stimulate housing development, the City developed a Tax Increment Financing (TIF) policy, including a residential TIF. One agreement was made with a development project that plans to create approximately 1,400 homes.
- A total of 18 families achieved homeownership through LaCasa's programs.

Supporting access to education, training and skill empowerment by increasing fair housing education and outreach activities.

- LaCasa provided financial empowerment services through programs that include financial training classes, financial coaching, matched savings, homebuyer training, and workplace financial empowerment.
- 384 individuals (of which 167 were incarcerated) completed Lacasa's Master it Series classes

including Master your: Money, Credit, Debt, and Homeownership (HUD-certified class).

- \$101,988 IDA dollars were invested in the community.
- Lacasa recorded 146 individual volunteers who gave 742 hours of service on CDBG projects.

CR-40 - Monitoring 91.220 and 91.230

Describe the standards and procedures used to monitor activities carried out in furtherance of the plan and used to ensure long-term compliance with requirements of the programs involved, including minority business outreach and the comprehensive planning requirements

The CDBG monitoring process begins with a pre-application meeting with potential sub-recipients, for all organizations, returning applicants and new applicants, planning to submit an application for CDBG funding. This meeting is required for all organizations wishing to apply for CDBG funds. The meeting is held to discuss program requirements and policies and answer questions. This meeting provides an opportunity for dialogue among sub-recipients, provides a forum to answer common questions and to discuss concerns regarding the CDBG program. It also provides an opportunity to discuss new information and requirements as they are developed.

The CDBG administrator meets individually with all potential new applicants, either prior to or soon after the pre-application meeting, in order to determine whether the proposed activity is eligible for CDBG funding. This one-on-one meeting provides an opportunity to share an overview of the CDBG program and discuss specific requirements related to national objectives, eligible activities, and application and reporting requirements. This helps to determine the eligibility of the proposed activity, and the capacity of the organization to fulfill the requirements of the CDBG program.

Throughout the program year, regular contact was maintained with all sub-recipients via email and phone to provide opportunity to answer questions, clarify procedure and track expenditures. Reports were received from all sub-recipients, at a minimum with each claim, and claims were not paid until reporting and compliance was assured.

As a result of a finding from a HUD monitoring of Goshen's CDBG program in February 2013, the City's monitoring plan was reviewed and revised, with the following annual goals: The City of Goshen CDBG program will conduct annual sub-recipient monitoring of the Public Facilities & Improvements activity, and any completed housing activities. Each year, the City will conduct on-site monitoring of 50% of the public service sub-recipient activities, resulting in each public service sub-recipient being monitored every two years.

For PY 2022, on-site monitoring will be conducted for three of the six sub-recipients of public service grants, and the PY 2021 owner-occupied housing rehab activity completed in PY 2022, along with the homeownership assistance activity. Multi unit rehab projects from 2020 and 2021 will be monitored if they complete before regularly scheduled monitoring begins.

Citizen Participation Plan 91.105(d); 91.115(d)

Describe the efforts to provide citizens with reasonable notice and an opportunity to comment on performance reports.

The Consolidated Annual Performance and Evaluation Report (CAPER) was made available for public review and comment by notice published August 31, 2023, for a 15-day public comment period from September 1-15, 2023. Copies of the report were available at the Goshen City Planning Department and online on the City of Goshen website. Notice of availability of the CAPER was also provided via email to the Region 2 Continuum of Care and to the CDBG contact list, which includes local housing and public service agencies, local media, Goshen Common Council members and Goshen City department heads. No comments were received.

CR-45 - CDBG 91.520(c)

Specify the nature of, and reasons for, any changes in the jurisdiction's program objectives and indications of how the jurisdiction would change its programs as a result of its experiences.

Based on the City's experience with CDBG, the current goals and objectives will remain in place and no major program changes are anticipated.

Does this Jurisdiction have any open Brownfields Economic Development Initiative (BEDI) grants?

No.

[BEDI grantees] Describe accomplishments and program outcomes during the last year.

CR-58 – Section 3

Identify the number of individuals assisted and the types of assistance provided

Total Labor Hours	CDBG	HOME	ESG	HOPWA	HTF
Total Number of Activities	2	0	0	0	0
Total Labor Hours	5,698				
Total Section 3 Worker Hours	0				
Total Targeted Section 3 Worker Hours	0				

Table 8 – Total Labor Hours

Qualitative Efforts - Number of Activities by Program	CDBG	HOME	ESG	HOPWA	HTF
Outreach efforts to generate job applicants who are Public Housing Targeted Workers					
Outreach efforts to generate job applicants who are Other Funding Targeted Workers.					
Direct, on-the job training (including apprenticeships).					
Indirect training such as arranging for, contracting for, or paying tuition for, off-site training.					
Technical assistance to help Section 3 workers compete for jobs (e.g., resume assistance, coaching).					
Outreach efforts to identify and secure bids from Section 3 business concerns.					
Technical assistance to help Section 3 business concerns understand and bid on contracts.					
Division of contracts into smaller jobs to facilitate participation by Section 3 business concerns.					
Provided or connected residents with assistance in seeking employment including: drafting resumes, preparing for interviews, finding job opportunities, connecting residents to job placement services.					
Held one or more job fairs.					
Provided or connected residents with supportive services that can provide direct services or referrals.	2				
Provided or connected residents with supportive services that provide one or more of the following: work readiness health screenings, interview clothing, uniforms, test fees, transportation.					
Assisted residents with finding child care.					
Assisted residents to apply for, or attend community college or a four year educational institution.					
Assisted residents to apply for, or attend vocational/technical training.					
Assisted residents to obtain financial literacy training and/or coaching.	2				
Bonding assistance, guaranties, or other efforts to support viable bids from Section 3 business concerns.					
Provided or connected residents with training on computer use or online technologies.					
Promoting the use of a business registry designed to create opportunities for disadvantaged and small businesses.					
Outreach, engagement, or referrals with the state one-stop system, as designed in Section 121(e)(2) of the Workforce Innovation and Opportunity Act.					

Other.					
--------	--	--	--	--	--

Table 9 – Qualitative Efforts - Number of Activities by Program

Narrative

The City of Goshen had three planned activities open with a Section 3 components. The intended multi-unit housing rehabilitation projects (IDIS Activity #298 from PY 2020 and #316 from PY 2021) were not implemented until the end of PY 2021 due to delayed funding. These activities, which provide 7 housing units, were nearly finished in PY 2022. The Section 3 component of these two activities were reported in IDIS in PY 2022 when they occurred and are reflected in the tables above. Both activities are expected to complete in 2023 and final reporting will be done at that time.

In addition, the multi unit housing rehabilitation project (IDIS Activity #326 from PY 2022) was implemented at the end of PY 2022. It was also delayed by funding. At the time of this CAPER, construction and Section 3 efforts had not started yet. The project, which will provide 4 housing units, is expected to continue and complete in 2023 when Section 3 reporting will be tracked and reported.

Section 3 efforts included searching HUD’s Section 3 Opportunity Portal for local Section 3 businesses, as instructed at the HUD online training on August 25, 2022 for fulfilling Section 3 Final Rule requirements. Unfortunately, there were no registered Section 3 Businesses located in our county or City at this time to solicit bids from. Qualitative efforts were instituted which included: providing and connecting residents with supportive services that can provide direct services or referrals, along with assisting residents in obtaining financial literacy training and coaching.

Additional Required Info

1

Attachments: PY 2022 CAPER 2022

Additional Required Info for PY 2022

IDIS CAPER Reports:

- ✓ PR03: CDBG Activity Summary Report for Program Year 2022
- ✓ PR06: Summary of Consolidated Plan Projects for Report Year
- ✓ PR23: CDBG Summary of Accomplishments
- ✓ PR26: CDBG Financial Summary Report, Program Year 2022
- ✓ **Proof of Publication (required in IDIS but not part of draft)**

Assessment of Efforts in Carrying Out Planning Actions

The priority community development objectives identified in the 2022 Annual Plan were:

- (1) Public services (05) CDBG;
- (2) Direct homeownership assistance through rehabilitation, single-unit residential (14A);
- (3) Direct homeownership assistance through down payment assistance (13B);
- (4) Multi-Unit rental rehabilitation (14B)
- (5) Program planning (20) & general administration (21A).

(1) Public Service

CDBG

In PY 2022, six public service grants received funding, with a total budget of \$47,000. At the end of PY 2022, \$46,999.83 of the budgeted \$47,000 for public service grants had been expended for activities which benefitted predominately low-to-moderate-income individuals and families.

Homeless facilities – homeless shelter

The PY 2022 CDBG budget included one project for a homeless shelter, with a total budget of \$11,750. This budgeted amount, while highlighted separately, is included in the public service grant budget of \$47,000. At the end of PY 2022, the total budget of \$11,750 for this sub-recipient was expended for activities which benefitted 102 individuals.

(2) Direct Homeownership assistance through rehabilitation, single-unit residential

In PY 2022, the loan/grant program for owner-occupied, single-unit residential housing was continued. The budget for this activity in PY 2022 was \$59,000, with 5 proposed households benefitting. At the end of the fiscal year, \$13,486.82 of the budgeted amount had been expended benefitting 1 household. One (1) more applicant was scheduled for repairs to begin around the start of PY 2023 who is classified as moderate-income with a household income between 51-80% AMI. Due to the timing of the rehabilitation process, which begins in late spring, the projects are started within the program year, but all work, including paperwork and reporting, is not completed until after the end of the program year. All of the projects will be completed, the remaining budget spent, and the activity closed no later than the end of calendar year 2023. Of note, due to the high need- in both of the number and cost of identified repairs- of the participating two households in this program year's owner-occupied rehab activity, the actual number of beneficiaries will be fewer than initially proposed.

(3) Direct Homeownership assistance through down payment assistance

In PY 2022 the direct homeownership assistance activity through down payment assistance was implemented. The budget was \$41,325 for PY 2022. Lacasa, the CBDO, secured funding from HOME to build four new single family homes to sell to low/mod homebuyers. The homes finished construction in PY 2022. None of the homes sold within the program year, due partially to the significant rise of interest rates, which doubled during the program year, causing risk aversion regarding affordability and sustainability for potential buyers who are already facing financial challenges being low/mod. It is anticipated that all four homes will sell by the end of PY 2023.

(4) Multi-unit rental rehabilitation

During PY 2022, \$130,000 of CDBG funds were to be used as a secondary funding source for the rehabilitation of a 4-unit rental property, to be implemented by a CBDO, to provide four rental units affordable at 60% AMI. This project was implemented late in PY 2022 due to delayed primary funding and is anticipating completion in PY 2023.

(5) Program planning & general administration

The PY 2022 budget included \$53,000 for administration and \$7,000 for planning, of which \$58,468.69 was spent during PY 2022.

Affordable Housing

During PY 2022, providing access to owner-occupied housing rehabilitation continued as a strategy to maintain and improve housing for low- and moderate-income homeowners. The goal stated in the 2022

annual plan was five (5) units, one (1) was completed and it is anticipated one (1) more will be completed no later than the end of the calendar year 2023. Improvements included roof and porch repairs and replacing the exterior door. The one applicant with the completed project is classified as extremely low-income with a household income less than 30% AMI. The other applicant in the rehabilitation process, is a moderate-income homeowner with a household income between 51-80% AMI.

The PY 2021 owner-occupied rehabilitation activity, completed within PY 2022, benefitted three (3) households. Out of the three applicants, two owners are low-income with a household income between 30-50% AMI, and one is a moderate-income homeowner with a household income between 51-80% AMI.

A total of four (4) owner-occupied houses completed rehabilitation in PY 2022 using funds from both PY 2021 and 2022.

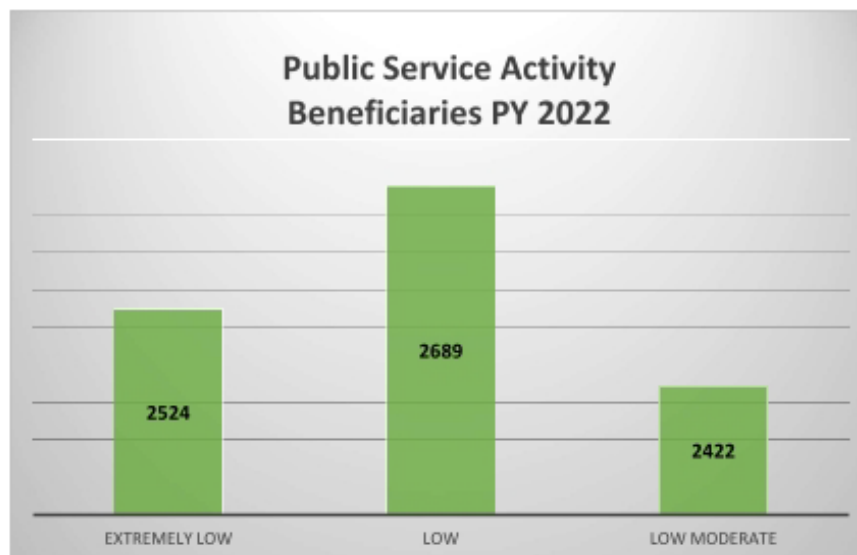
As of June 30, 2023, Warsaw Housing Authority (WHA) was managing 175 Housing Choice vouchers through the Department of Housing and Urban Development. Of the vouchers currently in use, 36 are NED (non-elderly disabled) vouchers for persons with disabilities.

Benefits to Extremely Low-Income, Low-Income and Moderate-Income Individuals & Families

PY 2022 owner-occupied rehabilitation activity benefited one (1) household. The one owner is classified as extremely low-income with a household income less than 30% AMI. One (1) more applicant was scheduled for repairs to begin around the start of PY 2023 who is classified as moderate-income with a household income between 51-80% AMI. The PY 2021 owner-occupied rehabilitation activity, completed within PY 2022, benefitted three (3) households. Out of the three applicants, two owners are low-income with a household income between 30-50% AMI, and one is a moderate-income homeowner with a household income between 51-80% AMI.

The fixed-site permanent supportive housing (PSH) program benefitted 29 households. All 29 were considered extremely low-income households (\leq 30% AMI). An additional seven (7) households, all extremely low income (\leq 30% AMI) were assisted through scattered-site PSH units. The support for Goshen Interfaith Hospitality Network benefitted 102 individuals, all extremely low-income.

As displayed in the chart below, CDBG public service activities, including Goshen Interfaith, benefitted 2,524 extremely low-income individuals, 2,689 low-income individuals, and 2,422 moderate-income individuals.



During PY 2022, all planned actions were implemented as indicated in the Consolidated Plan and Annual Action Plan, and all indicated resources were pursued. Not all activities were completed at the end of the program year. The City aims to complete all remaining open CDBG activities by end of program year 2023, including the multi-unit rental rehabilitation projects (IDIS Activity #298, #316 and #326) from PY 2020, PY 2021, and PY 2022 respectively. The City of Goshen did not hinder the implementation of the Consolidated Plan by action or willful inaction. No money was spent that did not meet national objectives. The City complied with overall benefit certification, using approximately 100% of CDBG funds in PY 2022 to meet national objectives with benefits to low/mod income recipients, as calculated in the IDIS PR 26 report.

Low/Mod Clientele Activities

PY 2022 owner-occupied rehabilitation activity will benefit two households. The owner of the completed project is classified as extremely low-income with a household income less than 30% AMI. One (1) more applicant was scheduled for repairs to begin around the start of PY 2023 who is classified as moderate-income with a household income between 51-80% AMI. The PY 2021 owner-occupied rehabilitation activity, completed within PY 2022, benefitted three (3) households. Out of the three applicants, two owners are low-income with a household income between 30-50% AMI, and one is a moderate-income homeowner with a household income between 51-80% AMI.

The fixed-site permanent supportive housing (PSH) program benefitted 29 households. All 29 were considered extremely low-income households (\leq 30% AMI). An additional seven (7) households, all extremely low income (\leq 30% AMI) were assisted through scattered-site PSH units. The support for

Goshen Interfaith Hospitality Network benefitted 102 individuals, all extremely low-income. CDBG public service activities, including Goshen Interfaith, benefitted 2,524 extremely low-income individuals, 2,689 low-income individuals, and 2,422 moderate-income individuals.

Program Income

In PY 2022, the CDBG budget included \$48,591 of program income. The City has a general program income fund, with no individual revolving funds. The City has no float-funded activities. No CDBG income was received from City-owned property. All program income is returned from housing rehabilitation loans. The City of Goshen has no lump sum agreements.

Loans and Other Receivables

The City of Goshen has no float-funded activities. The City and its recipients own no property acquired or improved with CDBG funds that are available for sale at the end of PY 2022.

The owner-occupied rehabilitation activity for PY 2022 has not been completed at the time of this report, but preliminary estimates indicate that of the approximately \$25,000 rehabilitation project costs (non-admin) approved for PY 2022 projects, the entire amount is non-forgivable (deferred).

As of June 30, 2023, there were a total of approximately 88 housing rehabilitation loans outstanding, with a total principal balance owed of \$795,155.65. The City no longer has any payable loans, only deferred.

Type of Loan	Total Number of Loans	Total Principal Owed as of 6/30/23
Deferred	88	\$795,155.65

The terms for deferred loans are balance due upon conveyance, death, foreclosure, rental or change of occupancy (i.e., no longer owner occupied).

During PY 2022, two (2) deferred loans were paid and released. Two (2) loans were written off.

IDIS Reports



U.S. Department of Housing and Urban Development
Office of Community Planning and Development
Integrated Disbursement and Information System
CDBG Activity Summary Report (GPR) for Program Year 2022
goshen

Date: 29-Sep-2023
Time: 8:27
Page: 1

PGM Year:	2020				
Project:	0011 - Multi Unit Housing Rehabilitation				
IDIS Activity:	298 - Multi Unit Housing Rehabilitation				
Status:	Open	Objective:	Provide decent affordable housing		
Location:	410 E Jefferson St Goshen, IN 46528-3458	Outcome:	Affordability		
		Matrix Code:	Rehab; Multi-Unit Residential (14B)	National Objective:	LMH

Activity to prevent, prepare for, and respond to Coronavirus: No

Initial Funding Date: 05/05/2022

Description:

Rehabilitation of multi-family, rental housing units, to improve housing for low- and moderate-income renters.

Financing

	Fund Type	Grant Year	Grant	Funded Amount	Drawn In Program Year	Drawn Thru Program Year
CDBG	EN	2020	B20MC180019	\$122,000.00	\$122,000.00	\$122,000.00
Total	Total			\$122,000.00	\$122,000.00	\$122,000.00

Proposed Accomplishments

Housing Units : 4

Actual Accomplishments

Number assisted:

	Owner		Renter		Total		Person	
	Total	Hispanic	Total	Hispanic	Total	Hispanic	Total	Hispanic
White:	0	0	0	0	0	0	0	0
Black/African American:	0	0	0	0	0	0	0	0
Asian:	0	0	0	0	0	0	0	0
American Indian/Alaskan Native:	0	0	0	0	0	0	0	0
Native Hawaiian/Other Pacific Islander:	0	0	0	0	0	0	0	0
American Indian/Alaskan Native & White:	0	0	0	0	0	0	0	0
Asian White:	0	0	0	0	0	0	0	0
Black/African American & White:	0	0	0	0	0	0	0	0
American Indian/Alaskan Native & Black/African American:	0	0	0	0	0	0	0	0
Other multi-racial:	0	0	0	0	0	0	0	0
Asian/Pacific Islander:	0	0	0	0	0	0	0	0
Hispanic:	0	0	0	0	0	0	0	0
Total:	0	0	0	0	0	0	0	0

PR03 - goshen

Page: 1 of 31



U.S. Department of Housing and Urban Development
Office of Community Planning and Development
Integrated Disbursement and Information System
CDBG Activity Summary Report (GPR) for Program Year 2022
goshen

Date: 29-Sep-2023
Time: 8:27
Page: 2

Female-headed Households: 0 0 0

Income Category:	Owner	Renter	Total	Person
Extremely Low	0	0	0	0
Low Mod	0	0	0	0
Moderate	0	0	0	0
Non Low Moderate	0	0	0	0
Total	0	0	0	0
Percent Low/Mod				

Annual Accomplishments

Years	Accomplishment Narrative	# Benefitting
2022	Demolition of exterior stucco and removal of interior plaster for multi family rehab. Interior and exterior framing and foundation repair, plumbing, electrical and replaced roof.	



U.S. Department of Housing and Urban Development
Office of Community Planning and Development
Integrated Disbursement and Information System
CDBG Activity Summary Report (GPR) for Program Year 2022
goshen

Date: 29-Sep-2023
Time: 8:27
Page: 3

PGM Year:	2021		
Project:	0001 - Program Administration		
IDIS Activity:	307 - Program Administration		
Status:	Completed 8/30/2022 12:00:00 AM	Objective:	
Location:	,	Outcome:	
		Matrix Code:	General Program Administration (21A)
		National Objective:	

Activity to prevent, prepare for, and respond to Coronavirus: No

Initial Funding Date: 09/01/2021

Description:

Program administration to pay for staff, staff training, supplies and other administrative costs.

Financing

	Fund Type	Grant Year	Grant	Funded Amount	Drawn In Program Year	Drawn Thru Program Year
CDBG	EN	2019	B19MC180019	\$8,155.00	\$0.00	\$8,155.00
		2021	B21MC180019	\$837.17	\$118.58	\$837.17
	PI			\$41,845.00	\$0.00	\$41,845.00
Total	Total			\$50,837.17	\$118.58	\$50,837.17

Proposed Accomplishments

Actual Accomplishments

Number assisted:

	Owner		Renter		Total		Person	
	Total	Hispanic	Total	Hispanic	Total	Hispanic	Total	Hispanic
White:					0	0		
Black/African American:					0	0		
Asian:					0	0		
American Indian/Alaskan Native:					0	0		
Native Hawaiian/Other Pacific Islander:					0	0		
American Indian/Alaskan Native & White:					0	0		
Asian White:					0	0		
Black/African American & White:					0	0		
American Indian/Alaskan Native & Black/African American:					0	0		
Other multi-racial:					0	0		
Asian/Pacific Islander:					0	0		
Hispanic:					0	0		

PR03 - goshen

Page: 3 of 31



U.S. Department of Housing and Urban Development
Office of Community Planning and Development
Integrated Disbursement and Information System
CDBG Activity Summary Report (GPR) for Program Year 2022
goshen

Date: 29-Sep-2023
Time: 8:27
Page: 4

Total: 0 0 0 0 0 0 0 0

Female-headed Households:

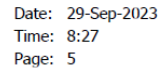
0

Income Category:

	Owner	Renter	Total	Person
Extremely Low			0	
Low Mod			0	
Moderate			0	
Non Low Moderate			0	
Total	0	0	0	0
Percent Low/Mod				

Annual Accomplishments

No data returned for this view. This might be because the applied filter excludes all data.



Objective: Provide decent affordable housing
Outcome: Affordability
Matrix Code: Rehab; Single-Unit Residential (14A) National Objective: LMH

Activity to prevent, prepare for, and respond to Coronavirus: No

Initial Funding Date: 11/05/2021

Description:

Rehabilitation of single-family, owner-occupied housing units, to improve housing for low- and moderate-income homeowners.

Financing

	Fund Type	Grant Year	Grant	Funded Amount	Drawn In Program Year	Drawn Thru Program Year
CDBG	EN	2021	B21MC180019	\$36,385.66	\$24,895.59	\$36,385.66
Total	Total			\$36,385.66	\$24,895.59	\$36,385.66

Proposed Accomplishments

Housing Units : 8

Actual Accomplishments

Number assisted:

Actual Accomplishments	Owner		Renter		Total		Person	
	Total	Hispanic	Total	Hispanic	Total	Hispanic	Total	Hispanic
Number assisted:								
White:	3	0	0	0	3	0	0	0
Black/African American:	0	0	0	0	0	0	0	0
Asian:	0	0	0	0	0	0	0	0
American Indian/Alaskan Native:	0	0	0	0	0	0	0	0
Native Hawaiian/Other Pacific Islander:	0	0	0	0	0	0	0	0
American Indian/Alaskan Native & White:	0	0	0	0	0	0	0	0
Asian White:	0	0	0	0	0	0	0	0
Black/African American & White:	0	0	0	0	0	0	0	0
American Indian/Alaskan Native & Black/African American:	0	0	0	0	0	0	0	0
Other multi-racial:	0	0	0	0	0	0	0	0
Asian/Pacific Islander:	0	0	0	0	0	0	0	0
Hispanic:	0	0	0	0	0	0	0	0
Total:	3	0	0	0	3	0	0	0

PR03 - goshen

Page: 5 of 31



U.S. Department of Housing and Urban Development
Office of Community Planning and Development
Integrated Disbursement and Information System
CDBG Activity Summary Report (GPR) for Program Year 2022
goshen

Date: 29-Sep-2023
Time: 8:27
Page: 6

Female-headed Households: 2 0 2

Income Category:	Owner	Renter	Total	Person
Extremely Low	0	0	0	0
Low Mod	2	0	2	0
Moderate	1	0	1	0
Non Low Moderate	0	0	0	0
Total	3	0	3	0
Percent Low/Mod	100.0%		100.0%	

Annual Accomplishments

Years	Accomplishment Narrative	# Benefitting
2021	Rehabilitation of single-family, owner-occupied housing units, to improve housing for low- and moderate-income homeowners.	



U.S. Department of Housing and Urban Development
Office of Community Planning and Development
Integrated Disbursement and Information System
CDBG Activity Summary Report (GPR) for Program Year 2022
goshen

Date: 29-Sep-2023
Time: 8:27
Page: 7

PGM Year:	2021		
Project:	0010 - Multi Unit Housing Rehab		
IDIS Activity:	316 - Multi Unit Housing Rehab		
Status:	Open	Objective:	Provide decent affordable housing
Location:	214 S 8th St Goshen, IN 46528-3431	Outcome:	Affordability
		Matrix Code:	Rehab; Multi-Unit Residential (14B)
		National Objective:	LMH

Activity to prevent, prepare for, and respond to Coronavirus: No

Initial Funding Date: 05/05/2022

Description:

Rehabilitation of multi-family, rental housing units, to improve housing for low- and moderate-income renters.

Financing

	Fund Type	Grant Year	Grant	Funded Amount	Drawn In Program Year	Drawn Thru Program Year
CDBG	EN	2021	B21MC180019	\$141,597.00	\$141,097.00	\$141,097.00
Total	Total			\$141,597.00	\$141,097.00	\$141,097.00

Proposed Accomplishments

Housing Units : 3

Actual Accomplishments

Number assisted:

	Owner		Renter		Total		Person	
	Total	Hispanic	Total	Hispanic	Total	Hispanic	Total	Hispanic
White:	0	0	0	0	0	0	0	0
Black/African American:	0	0	0	0	0	0	0	0
Asian:	0	0	0	0	0	0	0	0
American Indian/Alaskan Native:	0	0	0	0	0	0	0	0
Native Hawaiian/Other Pacific Islander:	0	0	0	0	0	0	0	0
American Indian/Alaskan Native & White:	0	0	0	0	0	0	0	0
Asian White:	0	0	0	0	0	0	0	0
Black/African American & White:	0	0	0	0	0	0	0	0
American Indian/Alaskan Native & Black/African American:	0	0	0	0	0	0	0	0
Other multi-racial:	0	0	0	0	0	0	0	0
Asian/Pacific Islander:	0	0	0	0	0	0	0	0
Hispanic:	0	0	0	0	0	0	0	0
Total:	0	0	0	0	0	0	0	0

PR03 - goshen

Page: 7 of 31



U.S. Department of Housing and Urban Development
Office of Community Planning and Development
Integrated Disbursement and Information System
CDBG Activity Summary Report (GPR) for Program Year 2022
goshen

Date: 29-Sep-2023
Time: 8:27
Page: 8

Female-headed Households: 0 0 0

Income Category:	Owner	Renter	Total	Person
Extremely Low	0	0	0	0
Low Mod	0	0	0	0
Moderate	0	0	0	0
Non Low Moderate	0	0	0	0
Total	0	0	0	0
Percent Low/Mod				

Annual Accomplishments

Years	Accomplishment Narrative	# Benefitting
2022	Interior demolition of multi family rehab. Built exterior stairs. Finished rebuilding basement floor, interior walls and drainage system. Replaced flooring on second level along with rebuilding second floor interior walls.	



U.S. Department of Housing and Urban Development
Office of Community Planning and Development
Integrated Disbursement and Information System
CDBG Activity Summary Report (GPR) for Program Year 2022
goshen

Date: 29-Sep-2023
Time: 8:27
Page: 9

PGM Year:	2022		
Project:	0001 - Program Administration		
IDIS Activity:	317 - Program Administration		
Status:	Open	Objective:	
Location:	,	Outcome:	
		Matrix Code:	General Program Administration (21A)
		National Objective:	

Activity to prevent, prepare for, and respond to Coronavirus: No

Initial Funding Date: 09/02/2022

Description:

Program administration to pay for staff, staff training, supplies and other administrative costs.

Financing

	Fund Type	Grant Year	Grant	Funded Amount	Drawn In Program Year	Drawn Thru Program Year
CDBG	EN	2019	B19MC180019	\$8,409.00	\$8,409.00	\$8,409.00
		2022	B22MC180019	\$1,443.81	\$1,443.81	\$1,443.81
	PI			\$41,591.00	\$41,591.00	\$41,591.00
Total	Total			\$51,443.81	\$51,443.81	\$51,443.81

Proposed Accomplishments

Actual Accomplishments

Number assisted:

	Owner		Renter		Total		Person	
	Total	Hispanic	Total	Hispanic	Total	Hispanic	Total	Hispanic
White:					0	0		
Black/African American:					0	0		
Asian:					0	0		
American Indian/Alaskan Native:					0	0		
Native Hawaiian/Other Pacific Islander:					0	0		
American Indian/Alaskan Native & White:					0	0		
Asian White:					0	0		
Black/African American & White:					0	0		
American Indian/Alaskan Native & Black/African American:					0	0		
Other multi-racial:					0	0		
Asian/Pacific Islander:					0	0		
Hispanic:					0	0		

PR03 - goshen

Page: 9 of 31



U.S. Department of Housing and Urban Development
Office of Community Planning and Development
Integrated Disbursement and Information System
CDBG Activity Summary Report (GPR) for Program Year 2022
goshen

Date: 29-Sep-2023
Time: 8:27
Page: 10

Total: 0 0 0 0 0 0 0 0

Female-headed Households:

0

Income Category:

	Owner	Renter	Total	Person
Extremely Low			0	
Low Mod			0	
Moderate			0	
Non Low Moderate			0	
Total	0	0	0	0
Percent Low/Mod				

Annual Accomplishments

No data returned for this view. This might be because the applied filter excludes all data.



U.S. Department of Housing and Urban Development
Office of Community Planning and Development
Integrated Disbursement and Information System
CDBG Activity Summary Report (GPR) for Program Year 2022
goshen

Date: 29-Sep-2023
Time: 8:27
Page: 11

PGM Year: 2022
Project: 0002 - Program Planning
IDIS Activity: 318 - Program Planning
Status: Completed 1/4/2023 12:00:00 AM
Location: ,
Objective:
Outcome:
Matrix Code: Planning (20)
National Objective:

Activity to prevent, prepare for, and respond to Coronavirus: No

Initial Funding Date: 09/14/2022

Description:

Program planning, including neighborhood outreach, in support of the CDBG program and CDBG activities.

Financing

	Fund Type	Grant Year	Grant	Funded Amount	Drawn In Program Year	Drawn Thru Program Year
CDBG	PI			\$7,000.00	\$7,000.00	\$7,000.00
Total	Total			\$7,000.00	\$7,000.00	\$7,000.00

Proposed Accomplishments

Actual Accomplishments

Number assisted:

	Owner		Renter		Total		Person	
	Total	Hispanic	Total	Hispanic	Total	Hispanic	Total	Hispanic
White:					0	0		
Black/African American:					0	0		
Asian:					0	0		
American Indian/Alaskan Native:					0	0		
Native Hawaiian/Other Pacific Islander:					0	0		
American Indian/Alaskan Native & White:					0	0		
Asian White:					0	0		
Black/African American & White:					0	0		
American Indian/Alaskan Native & Black/African American:					0	0		
Other multi-racial:					0	0		
Asian/Pacific Islander:					0	0		
Hispanic:					0	0		
Total:	0	0	0	0	0	0	0	0
Female-headed Households:					0			

PR03 - goshen

Page: 11 of 31



U.S. Department of Housing and Urban Development
Office of Community Planning and Development
Integrated Disbursement and Information System
CDBG Activity Summary Report (GPR) for Program Year 2022
goshen

Date: 29-Sep-2023
Time: 8:27
Page: 12

Income Category:	Owner	Renter	Total	Person
Extremely Low			0	
Low Mod			0	
Moderate			0	
Non Low Moderate			0	
Total	0	0	0	0
Percent Low/Mod				

Annual Accomplishments

No data returned for this view. This might be because the applied filter excludes all data.



U.S. Department of Housing and Urban Development
Office of Community Planning and Development
Integrated Disbursement and Information System
CDBG Activity Summary Report (GPR) for Program Year 2022
goshen

Date: 29-Sep-2023
Time: 8:27
Page: 13

PGM Year:	2022								
Project:	0003 - Boys & Girls Club								
IDIS Activity:	319 - Boys & Girls Club								
Status:	Completed 6/14/2023 1:55:09 PM								
Location:	306 Crescent St PO Box 614 Goshen, IN 46528-2928								
Objective:	Create suitable living environments								
Outcome:	Availability/accessibility								
Matrix Code:	Child Care Services (05L)								
National Objective:	LMC								

Activity to prevent, prepare for, and respond to Coronavirus: No

Initial Funding Date: 09/16/2022

Description:

Provide support for daily nutrition program at Boys & Girls Club.

Financing

	Fund Type	Grant Year	Grant	Funded Amount	Drawn In Program Year	Drawn Thru Program Year
CDBG	EN	2022	B22MC180019	\$6,855.00	\$6,855.00	\$6,855.00
Total	Total			\$6,855.00	\$6,855.00	\$6,855.00

Proposed Accomplishments

People (General) : 400

Actual Accomplishments

Number assisted:

	Owner		Renter		Total		Person	
	Total	Hispanic	Total	Hispanic	Total	Hispanic	Total	Hispanic
White:	0	0	0	0	0	0	512	282
Black/African American:	0	0	0	0	0	0	49	0
Asian:	0	0	0	0	0	0	8	0
American Indian/Alaskan Native:	0	0	0	0	0	0	0	0
Native Hawaiian/Other Pacific Islander:	0	0	0	0	0	0	0	0
American Indian/Alaskan Native & White:	0	0	0	0	0	0	0	0
Asian White:	0	0	0	0	0	0	0	0
Black/African American & White:	0	0	0	0	0	0	0	0
American Indian/Alaskan Native & Black/African American:	0	0	0	0	0	0	0	0
Other multi-racial:	0	0	0	0	0	0	93	0
Asian/Pacific Islander:	0	0	0	0	0	0	0	0
Hispanic:	0	0	0	0	0	0	0	0
Total:	0	0	0	0	0	0	662	282

PR03 - goshen

Page: 13 of 31



U.S. Department of Housing and Urban Development
Office of Community Planning and Development
Integrated Disbursement and Information System
CDBG Activity Summary Report (GPR) for Program Year 2022
goshen

Date: 29-Sep-2023
Time: 8:27
Page: 14

Female-headed Households: 0 0 0

Income Category:	Owner	Renter	Total	Person
Extremely Low	0	0	0	0
Low Mod	0	0	0	0
Moderate	0	0	0	662
Non Low Moderate	0	0	0	0
Total	0	0	0	662
Percent Low/Mod				100.0%

Annual Accomplishments

Years	Accomplishment Narrative	# Benefitting
2022	Nutritious snacks and meals were provided at no charge to all members participating in the program, serving 662 children.	



U.S. Department of Housing and Urban Development
Office of Community Planning and Development
Integrated Disbursement and Information System
CDBG Activity Summary Report (GPR) for Program Year 2022
goshen

Date: 29-Sep-2023
Time: 8:27
Page: 15

PGM Year:	2022					
Project:	0004 - Council on Aging of Elkhart County					
IDIS Activity:	320 - Council on Aging					
Status:	Completed 1/4/2023 12:00:00 AM	Objective:	Create suitable living environments			
Location:	131 Tyler St Ste 1A Suite 1A Elkhart, IN 46516-3247	Outcome:	Availability/accessibility			
		Matrix Code:	Senior Services (05A)		National Objective:	LMC

Activity to prevent, prepare for, and respond to Coronavirus: No

Initial Funding Date: 09/16/2022

Description:

Provide support for senior transportation program.

Financing

	Fund Type	Grant Year	Grant	Funded Amount	Drawn In Program Year	Drawn Thru Program Year
CDBG	EN	2022	B22MC180019	\$5,140.00	\$5,140.00	\$5,140.00
Total	Total			\$5,140.00	\$5,140.00	\$5,140.00

Proposed Accomplishments

People (General) : 15

Actual Accomplishments

Number assisted:

	Owner		Renter		Total		Person	
	Total	Hispanic	Total	Hispanic	Total	Hispanic	Total	Hispanic
White:	0	0	0	0	0	0	10	2
Black/African American:	0	0	0	0	0	0	1	0
Asian:	0	0	0	0	0	0	0	0
American Indian/Alaskan Native:	0	0	0	0	0	0	0	0
Native Hawaiian/Other Pacific Islander:	0	0	0	0	0	0	0	0
American Indian/Alaskan Native & White:	0	0	0	0	0	0	0	0
Asian White:	0	0	0	0	0	0	0	0
Black/African American & White:	0	0	0	0	0	0	0	0
American Indian/Alaskan Native & Black/African American:	0	0	0	0	0	0	0	0
Other multi-racial:	0	0	0	0	0	0	1	0
Asian/Pacific Islander:	0	0	0	0	0	0	0	0
Hispanic:	0	0	0	0	0	0	0	0
Total:	0	0	0	0	0	0	12	2

PR03 - goshen

Page: 15 of 31



U.S. Department of Housing and Urban Development
Office of Community Planning and Development
Integrated Disbursement and Information System
CDBG Activity Summary Report (GPR) for Program Year 2022
goshen

Date: 29-Sep-2023
Time: 8:27
Page: 16

Female-headed Households: 0 0 0

Income Category:	Owner	Renter	Total	Person
Extremely Low	0	0	0	0
Low Mod	0	0	0	12
Moderate	0	0	0	0
Non Low Moderate	0	0	0	0
Total	0	0	0	12
Percent Low/Mod				100.0%

Annual Accomplishments

Years	Accomplishment Narrative	# Benefitting
2022	Transportation for low to moderate income elderly for medical appointments.	



U.S. Department of Housing and Urban Development
Office of Community Planning and Development
Integrated Disbursement and Information System
CDBG Activity Summary Report (GPR) for Program Year 2022
goshen

Date: 29-Sep-2023
Time: 8:27
Page: 17

PGM Year:	2022				
Project:	0005 - Elkhart County Clubhouse				
IDIS Activity:	321 - Elkhart County Clubhouse				
Status:	Completed 5/10/2023 12:00:00 AM	Objective:	Create suitable living environments		
Location:	114 S 5th St Goshen, IN 46528-3712	Outcome:	Availability/accessibility		
		Matrix Code:	Mental Health Services (050)	National Objective:	LMC

Activity to prevent, prepare for, and respond to Coronavirus: No

Initial Funding Date: 09/16/2022

Description:

Provide support for daily lunch program for individuals with mental illness.

Financing

	Fund Type	Grant Year	Grant	Funded Amount	Drawn In Program Year	Drawn Thru Program Year
CDBG	EN	2022	B22MC180019	\$4,160.00	\$4,160.00	\$4,160.00
Total	Total			\$4,160.00	\$4,160.00	\$4,160.00

Proposed Accomplishments

People (General): 100

Actual Accomplishments

Number assisted:

	Owner		Renter		Total		Person	
	Total	Hispanic	Total	Hispanic	Total	Hispanic	Total	Hispanic
White:	0	0	0	0	0	0	86	4
Black/African American:	0	0	0	0	0	0	9	0
Asian:	0	0	0	0	0	0	3	0
American Indian/Alaskan Native:	0	0	0	0	0	0	1	0
Native Hawaiian/Other Pacific Islander:	0	0	0	0	0	0	0	0
American Indian/Alaskan Native & White:	0	0	0	0	0	0	0	0
Asian White:	0	0	0	0	0	0	0	0
Black/African American & White:	0	0	0	0	0	0	0	0
American Indian/Alaskan Native & Black/African American:	0	0	0	0	0	0	0	0
Other multi-racial:	0	0	0	0	0	0	2	0
Asian/Pacific Islander:	0	0	0	0	0	0	0	0
Hispanic:	0	0	0	0	0	0	0	0
Total:	0	0	0	0	0	0	101	4

PR03 - goshen

Page: 17 of 31



U.S. Department of Housing and Urban Development
Office of Community Planning and Development
Integrated Disbursement and Information System
CDBG Activity Summary Report (GPR) for Program Year 2022
goshen

Date: 29-Sep-2023
Time: 8:27
Page: 18

Female-headed Households: 0 0 0

Income Category:	Owner	Renter	Total	Person
Extremely Low	0	0	0	0
Low Mod	0	0	0	101
Moderate	0	0	0	0
Non Low Moderate	0	0	0	0
Total	0	0	0	101
Percent Low/Mod				100.0%

Annual Accomplishments

Years	Accomplishment Narrative	# Benefitting
2022	The Clubhouse provided a healthy lunch for members 5 times a week and breakfast 2 times a week benefitting 101 members total, with an average of 22 people a day served.	



U.S. Department of Housing and Urban Development
Office of Community Planning and Development
Integrated Disbursement and Information System
CDBG Activity Summary Report (GPR) for Program Year 2022
goshen

Date: 29-Sep-2023
Time: 8:27
Page: 19

PGM Year:	2022				
Project:	0006 - Goshen Interfaith Hospitality Network				
IDIS Activity:	322 - Goshen Interfaith Hospitality Network				
Status:	Completed 5/10/2023 12:00:00 AM	Objective:	Create suitable living environments		
Location:	801 W Wilkinson St Goshen, IN 46528-2358	Outcome:	Availability/accessibility		
		Matrix Code:	Operating Costs of Homeless/AIDS Patients Programs (03T)	National Objective:	LMC

Activity to prevent, prepare for, and respond to Coronavirus: No

Initial Funding Date: 09/16/2022

Description:

Provide support for shelter healthy eating program.

Financing

	Fund Type	Grant Year	Grant	Funded Amount	Drawn In Program Year	Drawn Thru Program Year
CDBG	EN	2018	B18MC180019	\$6,206.00	\$6,206.00	\$6,206.00
		2022	B22MC180019	\$5,544.00	\$5,544.00	\$5,544.00
Total	Total			\$11,750.00	\$11,750.00	\$11,750.00

Proposed Accomplishments

People (General) : 50

Actual Accomplishments

Number assisted:

	Owner		Renter		Total		Person	
	Total	Hispanic	Total	Hispanic	Total	Hispanic	Total	Hispanic
White:	0	0	0	0	0	0	48	10
Black/African American:	0	0	0	0	0	0	40	0
Asian:	0	0	0	0	0	0	0	0
American Indian/Alaskan Native:	0	0	0	0	0	0	0	0
Native Hawaiian/Other Pacific Islander:	0	0	0	0	0	0	0	0
American Indian/Alaskan Native & White:	0	0	0	0	0	0	0	0
Asian White:	0	0	0	0	0	0	0	0
Black/African American & White:	0	0	0	0	0	0	0	0
American Indian/Alaskan Native & Black/African American:	0	0	0	0	0	0	0	0
Other multi-racial:	0	0	0	0	0	0	14	0
Asian/Pacific Islander:	0	0	0	0	0	0	0	0
Hispanic:	0	0	0	0	0	0	0	0

PR03 - goshen

Page: 19 of 31



U.S. Department of Housing and Urban Development
Office of Community Planning and Development
Integrated Disbursement and Information System
CDBG Activity Summary Report (GPR) for Program Year 2022
goshen

Date: 29-Sep-2023
Time: 8:27
Page: 20

Total:	0	0	0	0	0	0	102	10
--------	---	---	---	---	---	---	-----	----

Female-headed Households:	0		0		0			
---------------------------	---	--	---	--	---	--	--	--

<i>Income Category:</i>	Owner	Renter	Total	Person
Extremely Low	0	0	0	102
Low Mod	0	0	0	0
Moderate	0	0	0	0
Non Low Moderate	0	0	0	0
Total	0	0	0	102
Percent Low/Mod				100.0%

Annual Accomplishments

Years	Accomplishment Narrative	# Benefitting
2022	For program year 2022 there were 102 homeless beneficiaries of the shelter eating program to provide access to healthy eating.	



U.S. Department of Housing and Urban Development
Office of Community Planning and Development
Integrated Disbursement and Information System
CDBG Activity Summary Report (GPR) for Program Year 2022
goshen

Date: 29-Sep-2023
Time: 8:27
Page: 21

PGM Year:	2022		
Project:	0007 - Maple City Health Care Center		
IDIS Activity:	323 - Maple City Health Care Center		
Status:	Completed 5/10/2023 12:00:00 AM	Objective:	Create suitable living environments
Location:	213 Middlebury St Goshen, IN 46528-2956	Outcome:	Affordability
		Matrix Code:	Health Services (05M)
		National Objective:	LMC

Activity to prevent, prepare for, and respond to Coronavirus: No

Initial Funding Date: 09/16/2022

Description:

Provide support for integrated primary health care.

Financing

	Fund Type	Grant Year	Grant	Funded Amount	Drawn In Program Year	Drawn Thru Program Year
CDBG	EN	2018	B18MC180019	\$4,924.86	\$4,924.86	\$4,924.86
		2019	B19MC180019	\$460.14	\$460.14	\$460.14
Total	Total			\$5,385.00	\$5,385.00	\$5,385.00

Proposed Accomplishments

People (General) : 4,100

Actual Accomplishments

Number assisted:

	Owner		Renter		Total		Person	
	Total	Hispanic	Total	Hispanic	Total	Hispanic	Total	Hispanic
White:	0	0	0	0	0	0	3,838	2,229
Black/African American:	0	0	0	0	0	0	92	0
Asian:	0	0	0	0	0	0	74	0
American Indian/Alaskan Native:	0	0	0	0	0	0	10	0
Native Hawaiian/Other Pacific Islander:	0	0	0	0	0	0	0	0
American Indian/Alaskan Native & White:	0	0	0	0	0	0	0	0
Asian White:	0	0	0	0	0	0	0	0
Black/African American & White:	0	0	0	0	0	0	0	0
American Indian/Alaskan Native & Black/African American:	0	0	0	0	0	0	0	0
Other multi-racial:	0	0	0	0	0	0	2,717	2,717
Asian/Pacific Islander:	0	0	0	0	0	0	0	0
Hispanic:	0	0	0	0	0	0	0	0

PR03 - goshen

Page: 21 of 31



U.S. Department of Housing and Urban Development
 Office of Community Planning and Development
 Integrated Disbursement and Information System
 CDBG Activity Summary Report (GPR) for Program Year 2022
 goshen

Date: 29-Sep-2023
 Time: 8:27
 Page: 22

Total:	0	0	0	0	0	0	6,731	4,946
Female-headed Households:	0		0		0			
<i>Income Category:</i>								
	Owner	Renter	Total		Person			
Extremely Low	0	0	0		2,419			
Low Mod	0	0	0		2,567			
Moderate	0	0	0		1,745			
Non Low Moderate	0	0	0		0			
Total	0	0	0		6,731			
Percent Low/Mod					100.0%			

Annual Accomplishments

Years	Accomplishment Narrative	# Benefiting
2022	Maple City Health Care Center provided integrated primary health care for 6,731 low/moderate income people in a medically underserved population.	



U.S. Department of Housing and Urban Development
Office of Community Planning and Development
Integrated Disbursement and Information System
CDBG Activity Summary Report (GPR) for Program Year 2022
goshen

Date: 29-Sep-2023
Time: 8:27
Page: 23

PGM Year:	2022					
Project:	0008 - Walnut Hill Early Childhood Center					
IDIS Activity:	324 - Walnut Hill Early Childhood Center					
Status:	Completed 6/14/2023 1:59:18 PM	Objective:	Create suitable living environments			
Location:	1700 Shasta Dr Goshen, IN 46526-4619	Outcome:	Affordability			
		Matrix Code:	Child Care Services (05L)	National Objective:	LMC	

Activity to prevent, prepare for, and respond to Coronavirus: No

Initial Funding Date: 09/16/2022

Description:

Provide support to supplement parent fees for early childhood education.

Financing

	Fund Type	Grant Year	Grant	Funded Amount	Drawn In Program Year	Drawn Thru Program Year
CDBG	EN	2022	B22MC180019	\$13,709.83	\$13,709.83	\$13,709.83
Total	Total			\$13,709.83	\$13,709.83	\$13,709.83

Proposed Accomplishments

People (General): 15

Actual Accomplishments

Number assisted:

	Owner		Renter		Total		Person	
	Total	Hispanic	Total	Hispanic	Total	Hispanic	Total	Hispanic
White:	0	0	0	0	0	0	22	8
Black/African American:	0	0	0	0	0	0	0	0
Asian:	0	0	0	0	0	0	0	0
American Indian/Alaskan Native:	0	0	0	0	0	0	0	0
Native Hawaiian/Other Pacific Islander:	0	0	0	0	0	0	0	0
American Indian/Alaskan Native & White:	0	0	0	0	0	0	0	0
Asian White:	0	0	0	0	0	0	0	0
Black/African American & White:	0	0	0	0	0	0	0	0
American Indian/Alaskan Native & Black/African American:	0	0	0	0	0	0	0	0
Other multi-racial:	0	0	0	0	0	0	5	0
Asian/Pacific Islander:	0	0	0	0	0	0	0	0
Hispanic:	0	0	0	0	0	0	0	0
Total:	0	0	0	0	0	0	27	8

PR03 - goshen

Page: 23 of 31



U.S. Department of Housing and Urban Development
Office of Community Planning and Development
Integrated Disbursement and Information System
CDBG Activity Summary Report (GPR) for Program Year 2022
goshen

Date: 29-Sep-2023
Time: 8:27
Page: 24

Female-headed Households: 0 0 0

Income Category:	Owner	Renter	Total	Person
Extremely Low	0	0	0	3
Low Mod	0	0	0	9
Moderate	0	0	0	15
Non Low Moderate	0	0	0	0
Total	0	0	0	27
Percent Low/Mod				100.0%

Annual Accomplishments

Years	Accomplishment Narrative	# Benefitting
2022	During the CDBG program year, 27 low-moderate income children, ages 1-6 yrs old, received quality care and early education in a licensed, accredited program.	



U.S. Department of Housing and Urban Development
Office of Community Planning and Development
Integrated Disbursement and Information System
CDBG Activity Summary Report (GPR) for Program Year 2022
goshen

Date: 29-Sep-2023
Time: 8:27
Page: 25

PGM Year:	2022				
Project:	0009 - Single Unit Housing Rehab				
IDIS Activity:	325 - Single Unit Housing Rehab				
Status:	Open	Objective:	Provide decent affordable housing		
Location:	520 N 9th St Goshen, IN 46528-3025	Outcome:	Affordability		
		Matrix Code:	Rehab; Single-Unit Residential (14A)	National Objective:	LMH

Activity to prevent, prepare for, and respond to Coronavirus: No

Initial Funding Date: 09/27/2022

Description:

Rehabilitation of single-family, owner-occupied housing units, to improve housing for low- and moderate-income homeowners.

Financing

	Fund Type	Grant Year	Grant	Funded Amount	Drawn In Program Year	Drawn Thru Program Year
CDBG	EN	2022	B22MC180019	\$39,000.00	\$13,486.82	\$13,486.82
Total	Total			\$39,000.00	\$13,486.82	\$13,486.82

Proposed Accomplishments

Housing Units : 5

Actual Accomplishments

Number assisted:

	Owner		Renter		Total		Person	
	Total	Hispanic	Total	Hispanic	Total	Hispanic	Total	Hispanic
White:	1	0	0	0	1	0	0	0
Black/African American:	0	0	0	0	0	0	0	0
Asian:	0	0	0	0	0	0	0	0
American Indian/Alaskan Native:	0	0	0	0	0	0	0	0
Native Hawaiian/Other Pacific Islander:	0	0	0	0	0	0	0	0
American Indian/Alaskan Native & White:	0	0	0	0	0	0	0	0
Asian White:	0	0	0	0	0	0	0	0
Black/African American & White:	0	0	0	0	0	0	0	0
American Indian/Alaskan Native & Black/African American:	0	0	0	0	0	0	0	0
Other multi-racial:	0	0	0	0	0	0	0	0
Asian/Pacific Islander:	0	0	0	0	0	0	0	0
Hispanic:	0	0	0	0	0	0	0	0
Total:	1	0	0	0	1	0	0	0

PR03 - goshen

Page: 25 of 31



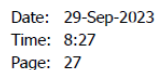
U.S. Department of Housing and Urban Development
Office of Community Planning and Development
Integrated Disbursement and Information System
CDBG Activity Summary Report (GPR) for Program Year 2022
goshen

Date: 29-Sep-2023
Time: 8:27
Page: 26

Female-headed Households:				0	0	0
<i>Income Category:</i>	Owner	Renter	Total	Person		
Extremely Low	1	0	1	0		
Low Mod	0	0	0	0		
Moderate	0	0	0	0		
Non Low Moderate	0	0	0	0		
Total	1	0	1	0		
Percent Low/Mod	100.0%		100.0%			

Annual Accomplishments

Years	Accomplishment Narrative	# Benefitting
2022	Rehabilitation of single-family, owner-occupied housing units, to improve housing for low- and moderate-income homeowners.	



Objective: Provide decent affordable housing
Outcome: Affordability
Matrix Code: Rehab; Multi-Unit Residential (14B) National Objective: LMH

Financing

White:	0	0	0	0	0	0	0
Black/African American:	0	0	0	0	0	0	0
Asian:	0	0	0	0	0	0	0
American Indian/Alaskan Native:	0	0	0	0	0	0	0
Native Hawaiian/Other Pacific Islander:	0	0	0	0	0	0	0
American Indian/Alaskan Native & White:	0	0	0	0	0	0	0
Asian White:	0	0	0	0	0	0	0
Black/African American & White:	0	0	0	0	0	0	0
American Indian/Alaskan Native & Black/African American:	0	0	0	0	0	0	0
Other multi-racial:	0	0	0	0	0	0	0
Asian/Pacific Islander:	0	0	0	0	0	0	0
Hispanic:	0	0	0	0	0	0	0
Total:	0	0	0	0	0	0	0

Page: 27 of 31



U.S. Department of Housing and Urban Development
Office of Community Planning and Development
Integrated Disbursement and Information System
CDBG Activity Summary Report (GPR) for Program Year 2022
goshen

Date: 29-Sep-2023
Time: 8:27
Page: 28

Female-headed Households: 0 0 0

Income Category:

	Owner	Renter	Total	Person
Extremely Low	0	0	0	0
Low Mod	0	0	0	0
Moderate	0	0	0	0
Non Low Moderate	0	0	0	0
Total	0	0	0	0

Percent Low/Mod

Annual Accomplishments

Years	Accomplishment Narrative	# Benefitting
2023	Obtained building permits and paid recording and water meter hookup fees, architectural fees and disposal fees for trash left on property. Gutted inside of the building, removed all mechanical systems, started foundation repair work.	



U.S. Department of Housing and Urban Development
Office of Community Planning and Development
Integrated Disbursement and Information System
CDBG Activity Summary Report (GPR) for Program Year 2022
goshen

Date: 29-Sep-2023
Time: 8:27
Page: 29

PGM Year:	2022				
Project:	0011 - Homeownership Assistance				
IDIS Activity:	327 - Homeownership Assistance				
Status:	Open	Objective:	Provide decent affordable housing		
Location:	202 N Cottage Ave Goshen, IN 46528-3346	Outcome:	Affordability		
		Matrix Code:	Homeownership Assistance-excluding Housing Counseling under 24 CFR 5.100 (13B)	National Objective:	LMH

Activity to prevent, prepare for, and respond to Coronavirus: No

Initial Funding Date: 06/27/2023

Description:

Direct assistance to low/mod homebuyer households to increase access to affordable single family homes.

Financing

	Fund Type	Grant Year	Grant	Funded Amount	Drawn In Program Year	Drawn Thru Program Year
CDBG	EN	2022	B22MC180019	\$61,325.00	\$0.00	\$0.00
Total	Total			\$61,325.00	\$0.00	\$0.00

Proposed Accomplishments

Households (General) : 4

Actual Accomplishments

Number assisted:

	Owner		Renter		Total		Person	
	Total	Hispanic	Total	Hispanic	Total	Hispanic	Total	Hispanic
White:	2	1	0	0	2	1	0	0
Black/African American:	0	0	0	0	0	0	0	0
Asian:	0	0	0	0	0	0	0	0
American Indian/Alaskan Native:	0	0	0	0	0	0	0	0
Native Hawaiian/Other Pacific Islander:	0	0	0	0	0	0	0	0
American Indian/Alaskan Native & White:	0	0	0	0	0	0	0	0
Asian White:	0	0	0	0	0	0	0	0
Black/African American & White:	0	0	0	0	0	0	0	0
American Indian/Alaskan Native & Black/African American:	0	0	0	0	0	0	0	0
Other multi-racial:	0	0	0	0	0	0	0	0
Asian/Pacific Islander:	0	0	0	0	0	0	0	0
Hispanic:	0	0	0	0	0	0	0	0
Total:	2	1	0	0	2	1	0	0

PR03 - goshen

Page: 29 of 31



U.S. Department of Housing and Urban Development
Office of Community Planning and Development
Integrated Disbursement and Information System
CDBG Activity Summary Report (GPR) for Program Year 2022
goshen

Date: 29-Sep-2023
Time: 8:27
Page: 30

Female-headed Households: 1 0 1

Income Category:	Owner	Renter	Total	Person
Extremely Low	0	0	0	0
Low Mod	0	0	0	0
Moderate	2	0	2	0
Non Low Moderate	0	0	0	0
Total	2	0	2	0
Percent Low/Mod	100.0%		100.0%	

Annual Accomplishments

Years	Accomplishment Narrative	# Benefitting
2022	Down payment assistance to low/mod homebuyer households to increase access to affordable, decent single family homes.	



U.S. Department of Housing and Urban Development
Office of Community Planning and Development
Integrated Disbursement and Information System
CDBG Activity Summary Report (GPR) for Program Year 2022
goshen

Date: 29-Sep-2023
Time: 8:27
Page: 31

Total Funded Amount:	\$686,588.47
Total Drawn Thru Program Year:	\$469,250.29
Total Drawn In Program Year:	\$407,041.63

U.S. DEPARTMENT OF HOUSING AND
URBAN DEVELOPMENT
OFFICE OF COMMUNITY PLANNING AND
DEVELOPMENT
PR06 - Summary of Consolidated Plan
Projects for Report Year

DATE: 6/28/2023
TIME: 2:24:35 PM
PAGE: 1/5

IDIS

Plan IDIS Year Project	Project Title and Description	Program	Project Estimate
2022 1	Program Administration	Program administration to pay for staff, staff training, supplies and other administrative costs.	CDBG \$53,000.00
2	Program Planning	Program planning, including neighborhood outreach, in support of the CDBG program and CDBG activities.	CDBG \$7,000.00
3	Boys & Girls Club	Provide support for daily nutrition program at Boys & Girls Club.	CDBG \$6,855.00
4	Council on Aging of Elkhart County	Provide support for senior transportation program.	CDBG \$5,140.00
5	Elkhart County Clubhouse	Provide support for daily support services program for individuals with mental illness.	CDBG \$4,160.00
6	Goshen Interfaith Hospitality Network	Provide support for shelter healthy eating program.	CDBG \$11,750.00
7	Maple City Health Care Center	Provide support for integrated primary health care.	CDBG \$5,385.00
8	Walnut Hill Early Childhood Center	Provide support to supplement parent fees for early childhood education.	CDBG \$13,710.00
9	Single Unit Housing Rehab	Rehabilitation of single-family, owner-occupied housing units, to improve housing for low- and moderate-income homeowners.	CDBG \$59,000.00
10	Multi Unit Housing Rehab	Rehabilitation of multi-family, rental housing units, to improve housing for low- and moderate-income renters.	CDBG \$130,000.00
11	Homeownership Assistance	Direct assistance to low/moderate homebuyer households to increase access to affordable single family homes.	CDBG \$41,325.00

U.S. DEPARTMENT OF HOUSING AND
URBAN DEVELOPMENT
OFFICE OF COMMUNITY PLANNING AND
DEVELOPMENT
PR06 - Summary of Consolidated Plan
Projects for Report Year

DATE: 6/28/2023
TIME: 2:24:35 PM
PAGE: 2/5

IDIS

Plan IDIS Year Project	Project Title and Description	Program	Committed Amount
2022 1	Program Administration	Program administration to pay for staff, staff training, supplies and other administrative costs.	CDBG \$51,939.00
2	Program Planning	Program planning, including neighborhood outreach, in support of the CDBG program and CDBG activities.	CDBG \$7,000.00
3	Boys & Girls Club	Provide support for daily nutrition program at Boys & Girls Club.	CDBG \$6,855.00
4	Council on Aging of Elkhart County	Provide support for senior transportation program.	CDBG \$5,140.00
5	Elkhart County Clubhouse	Provide support for daily support services program for individuals with mental illness.	CDBG \$4,160.00
6	Goshen Interfaith Hospitality Network	Provide support for shelter healthy eating program.	CDBG \$11,750.00
7	Maple City Health Care Center	Provide support for integrated primary health care.	CDBG \$5,385.00
8	Walnut Hill Early Childhood Center	Provide support to supplement parent fees for early childhood education.	CDBG \$13,709.83
9	Single Unit Housing Rehab	Rehabilitation of single-family, owner-occupied housing units, to improve housing for low- and moderate-income homeowners.	CDBG \$59,000.00
10	Multi Unit Housing Rehab	Rehabilitation of multi-family, rental housing units, to improve housing for low- and moderate-income renters.	CDBG \$130,000.00
11	Homeownership Assistance	Direct assistance to low/moderate homebuyer households to increase access to affordable single family homes.	CDBG \$41,325.00

U.S. DEPARTMENT OF HOUSING AND
URBAN DEVELOPMENT
OFFICE OF COMMUNITY PLANNING AND
DEVELOPMENT
PR06 - Summary of Consolidated Plan
Projects for Report Year

DATE: 6/28/2023
TIME: 2:24:35 PM
PAGE: 3/5

IDIS

Plan IDIS Year Project	Project Title and Description	Program	Amount Drawn Thru Report Year
2022 1	Program Administration	Program administration to pay for staff, staff training, supplies and other administrative costs.	CDBG \$51,425.40
2	Program Planning	Program planning, including neighborhood outreach, in support of the CDBG program and CDBG activities.	CDBG \$7,000.00
3	Boys & Girls Club	Provide support for daily nutrition program at Boys & Girls Club.	CDBG \$6,855.00
4	Council on Aging of Elkhart County	Provide support for senior transportation program.	CDBG \$5,140.00
5	Elkhart County Clubhouse	Provide support for daily support services program for individuals with mental illness.	CDBG \$4,160.00
6	Goshen Interfaith Hospitality Network	Provide support for shelter healthy eating program.	CDBG \$11,750.00
7	Maple City Health Care Center	Provide support for integrated primary health care.	CDBG \$5,385.00
8	Walnut Hill Early Childhood Center	Provide support to supplement parent fees for early childhood education.	CDBG \$13,709.83
9	Single Unit Housing Rehab	Rehabilitation of single-family, owner-occupied housing units, to improve housing for low- and moderate-income homeowners.	CDBG \$13,486.82
10	Multi Unit Housing Rehab	Rehabilitation of multi-family, rental housing units, to improve housing for low- and moderate-income renters.	CDBG \$0.00
11	Homeownership Assistance	Direct assistance to low/moderate homebuyer households to increase access to affordable single family homes.	CDBG \$0.00

U.S. DEPARTMENT OF HOUSING AND
URBAN DEVELOPMENT
OFFICE OF COMMUNITY PLANNING AND
DEVELOPMENT
PR06 - Summary of Consolidated Plan
Projects for Report Year

DATE: 6/28/2023
TIME: 2:24:35 PM
PAGE: 4/5

IDIS

Plan IDIS Year Project	Project Title and Description	Program	Amount Available to Draw
2022 1	Program Administration	Program administration to pay for staff, staff training, supplies and other administrative costs.	CDBG \$513.60
2	Program Planning	Program planning, including neighborhood outreach, in support of the CDBG program and CDBG activities.	CDBG \$0.00
3	Boys & Girls Club	Provide support for daily nutrition program at Boys & Girls Club.	CDBG \$0.00
4	Council on Aging of Elkhart County	Provide support for senior transportation program.	CDBG \$0.00
5	Elkhart County Clubhouse	Provide support for daily support services program for individuals with mental illness.	CDBG \$0.00
6	Goshen Interfaith Hospitality Network	Provide support for shelter healthy eating program.	CDBG \$0.00
7	Maple City Health Care Center	Provide support for integrated primary health care.	CDBG \$0.00
8	Walnut Hill Early Childhood Center	Provide support to supplement parent fees for early childhood education.	CDBG \$0.00
9	Single Unit Housing Rehab	Rehabilitation of single-family, owner-occupied housing units, to improve housing for low- and moderate-income homeowners.	CDBG \$45,513.18
10	Multi Unit Housing Rehab	Rehabilitation of multi-family, rental housing units, to improve housing for low- and moderate-income renters.	CDBG \$130,000.00
11	Homeownership Assistance	Direct assistance to low/moderate homebuyer households to increase access to affordable single family homes.	CDBG \$41,325.00

U.S. DEPARTMENT OF HOUSING AND
URBAN DEVELOPMENT
OFFICE OF COMMUNITY PLANNING AND
DEVELOPMENT
PR06 - Summary of Consolidated Plan
Projects for Report Year

DATE: 6/28/2023
TIME: 2:24:35 PM
PAGE: 5/5

IDIS

Plan IDIS Year Project	Project Title and Description	Program	Amount Drawn in Report Year
2022 1	Program Administration	Program administration to pay for staff, staff training, supplies and other administrative costs.	CDBG \$51,425.40
2	Program Planning	Program planning, including neighborhood outreach, in support of the CDBG program and CDBG activities.	CDBG \$7,000.00
3	Boys & Girls Club	Provide support for daily nutrition program at Boys & Girls Club.	CDBG \$6,855.00
4	Council on Aging of Elkhart County	Provide support for senior transportation program.	CDBG \$5,140.00
5	Elkhart County Clubhouse	Provide support for daily support services program for individuals with mental illness.	CDBG \$4,160.00
6	Goshen Interfaith Hospitality Network	Provide support for shelter healthy eating program.	CDBG \$11,750.00
7	Maple City Health Care Center	Provide support for integrated primary health care.	CDBG \$5,385.00
8	Walnut Hill Early Childhood Center	Provide support to supplement parent fees for early childhood education.	CDBG \$13,709.83
9	Single Unit Housing Rehab	Rehabilitation of single-family, owner-occupied housing units, to improve housing for low- and moderate-income homeowners.	CDBG \$13,486.82
10	Multi Unit Housing Rehab	Rehabilitation of multi-family, rental housing units, to improve housing for low- and moderate-income renters.	CDBG \$0.00
11	Homeownership Assistance	Direct assistance to low/moderate homebuyer households to increase access to affordable single family homes.	CDBG \$0.00



U.S. Department of Housing and Urban Development
Office of Community Planning and Development
Integrated Disbursement and Information System
CDBG Summary of Accomplishments
Program Year: 2022

DATE: 06-28-23
TIME: 14:26
PAGE: 1

goshen

Count of CDBG Activities with Disbursements by Activity Group & Matrix Code

Activity Group	Activity Category	Open Count	Open Activities Disbursed	Completed Count	Completed Activities Disbursed	Program Year Count	Total Activities Disbursed
Housing	Homeownership Assistance-excluding Housing Counseling under 24 CFR 5.100 (13B)	1	\$0.00	0	\$0.00	1	\$0.00
	Rehab; Single-Unit Residential (14A)	1	\$13,486.82	1	\$24,895.59	2	\$38,382.41
	Rehab; Multi-Unit Residential (14B)	3	\$263,097.00	0	\$0.00	3	\$263,097.00
	Total Housing	5	\$276,583.82	1	\$24,895.59	6	\$301,479.41
Public Services	Operating Costs of Homeless/AIDS Patients Programs (03T)	0	\$0.00	1	\$11,750.00	1	\$11,750.00
	Senior Services (05A)	0	\$0.00	1	\$5,140.00	1	\$5,140.00
	Child Care Services (05L)	0	\$0.00	2	\$20,564.83	2	\$20,564.83
	Health Services (05M)	0	\$0.00	1	\$5,385.00	1	\$5,385.00
	Mental Health Services (05O)	0	\$0.00	1	\$4,160.00	1	\$4,160.00
	Total Public Services	0	\$0.00	6	\$46,999.83	6	\$46,999.83
General Administration and Planning	Planning (20)	0	\$0.00	1	\$7,000.00	1	\$7,000.00
	General Program Administration (21A)	1	\$51,425.40	1	\$118.58	2	\$51,543.98
	Total General Administration and Planning	1	\$51,425.40	2	\$7,118.58	3	\$58,543.98
Grand Total		6	\$328,009.22	9	\$79,014.00	15	\$407,023.22



U.S. Department of Housing and Urban Development
Office of Community Planning and Development
Integrated Disbursement and Information System
CDBG Summary of Accomplishments
Program Year: 2022

DATE: 06-28-23
TIME: 14:26
PAGE: 2

goshen

CDBG Sum of Actual Accomplishments by Activity Group and Accomplishment Type

Activity Group	Matrix Code	Accomplishment Type	Open Count	Completed Count	Program Year Totals
Housing	Homeownership Assistance-excluding Housing Counseling under 24 CFR 5.100 (13B)	Households	0	0	0
	Rehab; Single-Unit Residential (14A)	Housing Units	1	3	4
	Rehab; Multi-Unit Residential (14B)	Housing Units	0	0	0
	Total Housing		1	3	4
Public Services	Operating Costs of Homeless/AIDS Patients Programs (03T)	Persons	0	102	102
	Senior Services (05A)	Persons	0	12	12
	Child Care Services (05L)	Persons	0	689	689
	Health Services (05M)	Persons	0	6,731	6,731
	Mental Health Services (05O)	Persons	0	101	101
	Total Public Services		0	7,635	7,635
Grand Total			1	7,638	7,639



goshen

CDBG Beneficiaries by Racial / Ethnic Category

Housing-Non Housing	Race	Total Persons	Total Hispanic Persons	Total Households	Total Hispanic Households
Housing	White	0	0	4	0
	Total Housing	0	0	4	0
Non Housing	White	4,516	2,535	0	0
	Black/African American	191	0	0	0
	Asian	85	0	0	0
	American Indian/Alaskan Native	11	0	0	0
	Other multi-racial	2,832	2,717	0	0
	Total Non Housing	7,635	5,252	0	0
Grand Total	White	4,516	2,535	4	0
	Black/African American	191	0	0	0
	Asian	85	0	0	0
	American Indian/Alaskan Native	11	0	0	0
	Other multi-racial	2,832	2,717	0	0
	Total Grand Total	7,635	5,252	4	0



goshen

CDBG Beneficiaries by Income Category [\(Click here to view activities\)](#)

Income Levels		Owner Occupied	Renter Occupied	Persons
Housing	Extremely Low (<=30%)	1	0	0
	Low (>30% and <=50%)	0	0	0
	Mod (>50% and <=80%)	0	0	0
	Total Low-Mod	1	0	0
	Non Low-Mod (>80%)	0	0	0
	Total Beneficiaries	1	0	0
Non Housing	Extremely Low (<=30%)	0	0	2,524
	Low (>30% and <=50%)	0	0	2,689
	Mod (>50% and <=80%)	0	0	2,422
	Total Low-Mod	0	0	7,635
	Non Low-Mod (>80%)	0	0	0
	Total Beneficiaries	0	0	7,635



Office of Community Planning and Development
U.S. Department of Housing and Urban Development
Integrated Disbursement and Information System
PR26 - CDBG Financial Summary Report
Program Year 2022
goshen , IN

DATE: 09-29-23
TIME: 8:48
PAGE: 1

PART I: SUMMARY OF CDBG RESOURCES

01 UNEXPENDED CDBG FUNDS AT END OF PREVIOUS PROGRAM YEAR	401,837.51
02 ENTITLEMENT GRANT	267,673.00
03 SURPLUS URBAN RENEWAL	0.00
04 SECTION 108 GUARANTEED LOAN FUNDS	0.00
05 CURRENT YEAR PROGRAM INCOME	48,591.00
05a CURRENT YEAR SECTION 108 PROGRAM INCOME (FOR SI TYPE)	0.00
06 FUNDS RETURNED TO THE LINE-OF-CREDIT	0.00
06a FUNDS RETURNED TO THE LOCAL CDBG ACCOUNT	0.00
07 ADJUSTMENT TO COMPUTE TOTAL AVAILABLE	0.00
08 TOTAL AVAILABLE (SUM, LINES 01-07)	718,101.51

PART II: SUMMARY OF CDBG EXPENDITURES

09 DISBURSEMENTS OTHER THAN SECTION 108 REPAYMENTS AND PLANNING/ADMINISTRATION	348,479.24
10 ADJUSTMENT TO COMPUTE TOTAL AMOUNT SUBJECT TO LOW/MOD BENEFIT	0.00
11 AMOUNT SUBJECT TO LOW/MOD BENEFIT (LINE 09 + LINE 10)	348,479.24
12 DISBURSED IN IDIS FOR PLANNING/ADMINISTRATION	58,562.39
13 DISBURSED IN IDIS FOR SECTION 108 REPAYMENTS	0.00
14 ADJUSTMENT TO COMPUTE TOTAL EXPENDITURES	0.00
15 TOTAL EXPENDITURES (SUM, LINES 11-14)	407,041.63
16 UNEXPENDED BALANCE (LINE 08 - LINE 15)	311,059.88

PART III: LOW/MOD BENEFIT THIS REPORTING PERIOD

17 EXPENDED FOR LOW/MOD HOUSING IN SPECIAL AREAS	0.00
18 EXPENDED FOR LOW/MOD MULTI-UNIT HOUSING	263,097.00
19 DISBURSED FOR OTHER LOW/MOD ACTIVITIES	85,382.24
20 ADJUSTMENT TO COMPUTE TOTAL LOW/MOD CREDIT	0.00
21 TOTAL LOW/MOD CREDIT (SUM, LINES 17-20)	348,479.24
22 PERCENT LOW/MOD CREDIT (LINE 21/LINE 11)	100.00%

LOW/MOD BENEFIT FOR MULTI-YEAR CERTIFICATIONS

23 PROGRAM YEARS(PY) COVERED IN CERTIFICATION	PY: 2022 PY: PY:
24 CUMULATIVE NET EXPENDITURES SUBJECT TO LOW/MOD BENEFIT CALCULATION	0.00
25 CUMULATIVE EXPENDITURES BENEFITTING LOW/MOD PERSONS	0.00
26 PERCENT BENEFIT TO LOW/MOD PERSONS (LINE 25/LINE 24)	0.00%

PART IV: PUBLIC SERVICE (PS) CAP CALCULATIONS

27 DISBURSED IN IDIS FOR PUBLIC SERVICES	46,999.83
28 PS UNLIQUIDATED OBLIGATIONS AT END OF CURRENT PROGRAM YEAR	0.00
29 PS UNLIQUIDATED OBLIGATIONS AT END OF PREVIOUS PROGRAM YEAR	0.00
30 ADJUSTMENT TO COMPUTE TOTAL PS OBLIGATIONS	0.00
31 TOTAL PS OBLIGATIONS (LINE 27 + LINE 28 - LINE 29 + LINE 30)	46,999.83
32 ENTITLEMENT GRANT	267,673.00
33 PRIOR YEAR PROGRAM INCOME	48,845.00
34 ADJUSTMENT TO COMPUTE TOTAL SUBJECT TO PS CAP	0.00
35 TOTAL SUBJECT TO PS CAP (SUM, LINES 32-34)	316,518.00
36 PERCENT FUNDS OBLIGATED FOR PS ACTIVITIES (LINE 31/LINE 35)	14.85%

PART V: PLANNING AND ADMINISTRATION (PA) CAP

37 DISBURSED IN IDIS FOR PLANNING/ADMINISTRATION	58,562.39
38 PA UNLIQUIDATED OBLIGATIONS AT END OF CURRENT PROGRAM YEAR	0.00
39 PA UNLIQUIDATED OBLIGATIONS AT END OF PREVIOUS PROGRAM YEAR	0.00
40 ADJUSTMENT TO COMPUTE TOTAL PA OBLIGATIONS	(118.58)
41 TOTAL PA OBLIGATIONS (LINE 37 + LINE 38 - LINE 39 +LINE 40)	58,443.81
42 ENTITLEMENT GRANT	267,673.00
43 CURRENT YEAR PROGRAM INCOME	48,591.00
44 ADJUSTMENT TO COMPUTE TOTAL SUBJECT TO PA CAP	0.00
45 TOTAL SUBJECT TO PA CAP (SUM, LINES 42-44)	316,264.00
46 PERCENT FUNDS OBLIGATED FOR PA ACTIVITIES (LINE 41/LINE 45)	18.48%



LINE 17 DETAIL: ACTIVITIES TO CONSIDER IN DETERMINING THE AMOUNT TO ENTER ON LINE 17

No data returned for this view. This might be because the applied filter excludes all data.

LINE 18 DETAIL: ACTIVITIES TO CONSIDER IN DETERMINING THE AMOUNT TO ENTER ON LINE 18

Plan Year	IDIS Project	IDIS Activity	Activity Name	Matrix Code	National Objective	Drawn Amount
2020	11	298	Multi Unit Housing Rehabilitation	14B	LMH	\$122,000.00
2021	10	316	Multi Unit Housing Rehab	14B	LMH	\$141,097.00
Total						\$263,097.00

LINE 19 DETAIL: ACTIVITIES INCLUDED IN THE COMPUTATION OF LINE 19

Plan Year	IDIS Project	IDIS Activity	Voucher Number	Activity Name	Matrix Code	National Objective	Drawn Amount
2022	6	322	6692475	Goshen Interfaith Hospitality Network	03T	LMC	\$6,234.84
2022	6	322	6722450	Goshen Interfaith Hospitality Network	03T	LMC	\$5,515.16
						03T Matrix Code	\$11,750.00
2022	4	320	6689734	Council on Aging	05A	LMC	\$2,103.00
2022	4	320	6700098	Council on Aging	05A	LMC	\$1,647.35
2022	4	320	6711255	Council on Aging	05A	LMC	\$1,389.65
						05A Matrix Code	\$5,140.00
2022	3	319	6692050	Boys & Girls Club	05L	LMC	\$3,773.56
2022	3	319	6711255	Boys & Girls Club	05L	LMC	\$131.12
2022	3	319	6756768	Boys & Girls Club	05L	LMC	\$706.91
2022	3	319	6775992	Boys & Girls Club	05L	LMC	\$2,243.41
2022	8	324	6687180	Walnut Hill Early Childhood Center	05L	LMC	\$3,331.00
2022	8	324	6711255	Walnut Hill Early Childhood Center	05L	LMC	\$3,195.33
2022	8	324	6742779	Walnut Hill Early Childhood Center	05L	LMC	\$3,669.33
2022	8	324	6775992	Walnut Hill Early Childhood Center	05L	LMC	\$3,514.17
						05L Matrix Code	\$20,564.83
2022	7	323	6689587	Maple City Health Care Center	05M	LMC	\$5,385.00
						05M Matrix Code	\$5,385.00
2022	5	321	6692050	Elkhart County Clubhouse	05O	LMC	\$4,160.00
						05O Matrix Code	\$4,160.00
2021	9	315	6700098	Single Unit Housing Rehab	14A	LMH	\$9,578.40
2021	9	315	6709300	Single Unit Housing Rehab	14A	LMH	\$15,139.89
2021	9	315	6711530	Single Unit Housing Rehab	14A	LMH	\$177.30
2022	9	325	6775992	Single Unit Housing Rehab	14A	LMH	\$13,486.82
						14A Matrix Code	\$38,382.41
Total							\$85,382.24

LINE 27 DETAIL: ACTIVITIES INCLUDED IN THE COMPUTATION OF LINE 27

Plan Year	IDIS Project	IDIS Activity	Voucher Number	Activity to prevent, prepare for, and respond to Coronavirus	Activity Name	Grant Number	Fund Type	Matrix Code	National Objective	Drawn Amount
2022	6	322	6692475	No	Goshen Interfaith Hospitality Network	B18MC180019	EN	03T	LMC	\$6,206.00
2022	6	322	6692475	No	Goshen Interfaith Hospitality Network	B22MC180019	EN	03T	LMC	\$28.84
2022	6	322	6722450	No	Goshen Interfaith Hospitality Network	B22MC180019	EN	03T	LMC	\$5,515.16
									03T Matrix Code	\$11,750.00
2022	4	320	6689734	No	Council on Aging	B22MC180019	EN	05A	LMC	\$2,103.00
2022	4	320	6700098	No	Council on Aging	B22MC180019	EN	05A	LMC	\$1,647.35
2022	4	320	6711255	No	Council on Aging	B22MC180019	EN	05A	LMC	\$1,389.65
									05A Matrix Code	\$5,140.00
2022	3	319	6692050	No	Boys & Girls Club	B22MC180019	EN	05L	LMC	\$3,773.56
2022	3	319	6711255	No	Boys & Girls Club	B22MC180019	EN	05L	LMC	\$131.12
2022	3	319	6756768	No	Boys & Girls Club	B22MC180019	EN	05L	LMC	\$706.91
2022	3	319	6775992	No	Boys & Girls Club	B22MC180019	EN	05L	LMC	\$2,243.41
2022	8	324	6687180	No	Walnut Hill Early Childhood Center	B22MC180019	EN	05L	LMC	\$3,331.00
2022	8	324	6711255	No	Walnut Hill Early Childhood Center	B22MC180019	EN	05L	LMC	\$3,195.33
2022	8	324	6742779	No	Walnut Hill Early Childhood Center	B22MC180019	EN	05L	LMC	\$3,669.33

Plan Year	IDIS Project	IDIS Activity	Voucher Number	Activity to prevent, prepare for, and respond to Coronavirus	Activity Name	Grant Number	Fund Type	Matrix Code	National Objective	Drawn Amount
2022	8	324	6775992	No	Walnut Hill Early Childhood Center	B22MC180019	EN	05L	LMC	\$3,514.17
2022	7	323	6689587	No	Maple City Health Care Center	B18MC180019	EN	05M	LMC	\$4,924.86
2022	7	323	6689587	No	Maple City Health Care Center	B19MC180019	EN	05M	LMC	\$460.14
2022	5	321	6692050	No	Elkhart County Clubhouse	B22MC180019	EN	05M	LMC	\$5,385.00
								05O	LMC	\$4,160.00
				No	Activity to prevent, prepare for, and respond to Coronavirus			05O	Matrix Code	\$46,999.83
Total										\$46,999.83

LINE 37 DETAIL: ACTIVITIES INCLUDED IN THE COMPUTATION OF LINE 37

Plan Year	IDIS Project	IDIS Activity	Voucher Number	Activity Name	Matrix Code	National Objective	Drawn Amount
2022	2	318	6689587	Program Planning	20		\$7,000.00
2021	1	307	6664363	Program Administration	20	Matrix Code	\$7,000.00
2022	1	317	6676812	Program Administration	21A		\$118.58
2022	1	317	6678827	Program Administration	21A		\$17.92
2022	1	317	6689587	Program Administration	21A		\$12,500.00
2022	1	317	6690031	Program Administration	21A		\$648.50
2022	1	317	6708924	Program Administration	21A		\$77.47
2022	1	317	6709339	Program Administration	21A		\$12,500.00
2022	1	317	6722450	Program Administration	21A		\$113.83
2022	1	317	6724741	Program Administration	21A		\$84.46
2022	1	317	6729991	Program Administration	21A		\$90.00
2022	1	317	6737736	Program Administration	21A		\$61.20
2022	1	317	6742779	Program Administration	21A		\$45.00
2022	1	317	6745590	Program Administration	21A		\$12,500.00
2022	1	317	6774008	Program Administration	21A		\$71.46
2022	1	317	6774009	Program Administration	21A		\$58.01
2022	1	317	6781029	Program Administration	21A		\$12,500.00
2022	1	317	6811292	Program Administration	21A		\$157.55
					21A		\$18.41
					21A	Matrix Code	\$51,562.39
Total							\$58,562.39