



THE MAPLE CITY

COMMON GOOD. UNCOMMONLY GREAT.



GOSHEN FIRE DEPARTMENT ANNUAL REPORT

2015

Dan Sink

Chief of the Department



Table of Contents

Message from the Chief -----	3
Mission Statement/Firefighter Oath -----	5
Organization Chart -----	6
Overview -----	7
Operations -----	9
Emergency Medical Services -----	13
Training -----	15
Investigations -----	18
Inspections/Prevention -----	19
Human Resources -----	22
In Memoriam -----	23
Budget -----	24
Summary-----	25

Message from the Chief



It is my pleasure to present our Goshen Fire Department year-end report for 2015. Although the individual efforts of our staff can never be captured in their entirety; this report does provide the reader an overview of each division's activity in 2015.

For the third year in a row our call volume rose resulting in a 2.5% increase over 2014. In 2015, we hired 6 new firefighters. Funding increases allowed a return to 2008 staffing levels. All of the new firefighters were either paramedics or in paramedic class. These paramedic hires allowed several of our senior members, who have served our community for many years on the ambulance, the opportunity to take a less active role in our critical EMS delivery.

In 2014 and 2015, through the "*Indiana Medicaid Governmental Ambulance Payment Adjustment Program*" we applied for and received more than \$520,000. These new dollars will allowed us to refurbish two of our oldest ambulances and make several other needed improvements to our EMS resources.

Because command and accountability are such critical pieces of keeping our firefighters safe, we created a Command Coordinator position to oversee our Incident Command training. As you review our training division's activity you will find that in addition to Incident Command, multiple other disciplines are prioritized such as EMS, Fire, Technical Rescue, Hazardous Materials, and Public Education.

Our Inspection Division continues to do an amazing job with our commercial, manufacturing and retail partners in Goshen, helping to keep their workplace environment safe. The division also coordinates our delivery, to the Goshen Community

Schools, of public education throughout the year. This priority allows us to educate each 1st, 3rd and 4th grade student in the entire system with Life-saving fire safety lessons.

Train car accidents involving “Bakken” crude oil have become a national and local issue. Because of our heavy train census moving through Goshen and Elkhart on any given day; we have been working with Elkhart and Concord Fire Departments to develop a coordinated response to a Bakken crude oil incident.

In 2016 we will take on new challenges in a professional manner all while providing dedicated care and protection for the citizens we serve.

Dan Sink

Chief of the Department



Goshen Fire Department Mission Statement

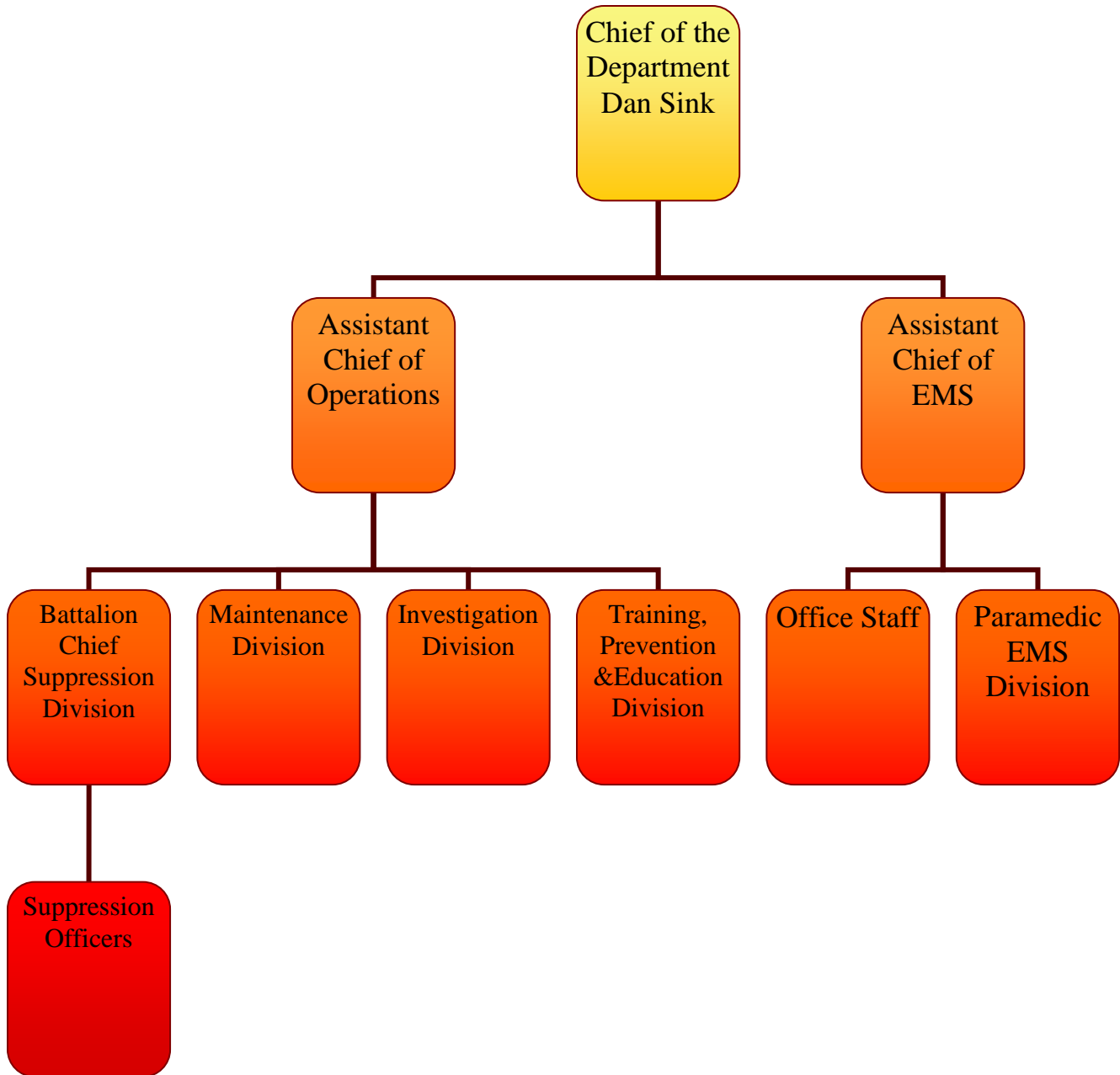
Our mission is to provide a positive workplace with continual training and adequate equipment so that we may give our customers the very best service possible. The importance of our service; fire suppression, rescue, prevention and investigation, paramedic ambulance service, and public education: compels us to perform our duties in a sincere, skillful, dedicated and professional manner.

Goshen Firefighter Oath of Office

I do solemnly affirm that I will support the constitution of the United States and the constitution of the State of Indiana and that I will faithfully and impartially discharge my duties as firefighter on the Goshen Fire Department according to the law and to the best of my ability, so help me God.



Goshen Fire Department Organization Chart



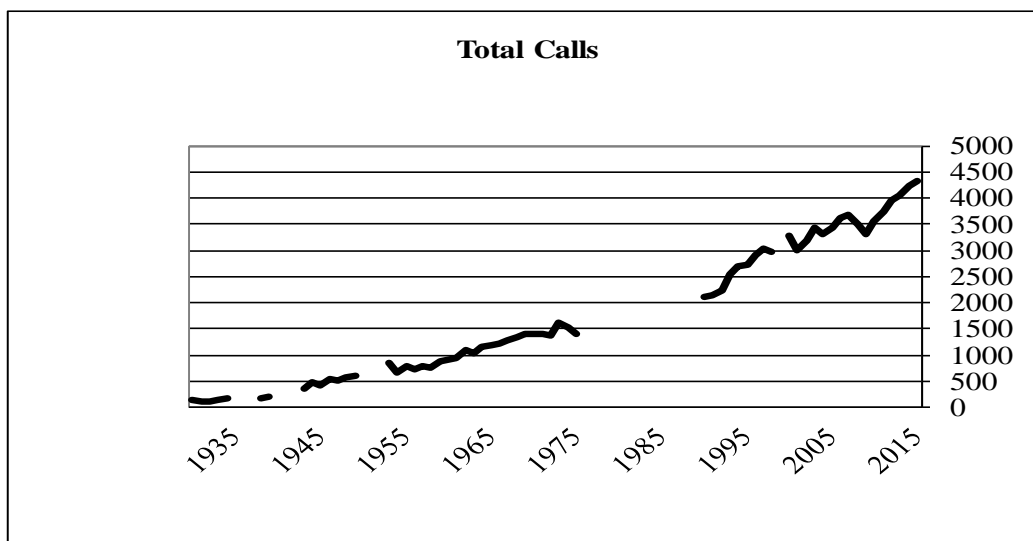


Overview:

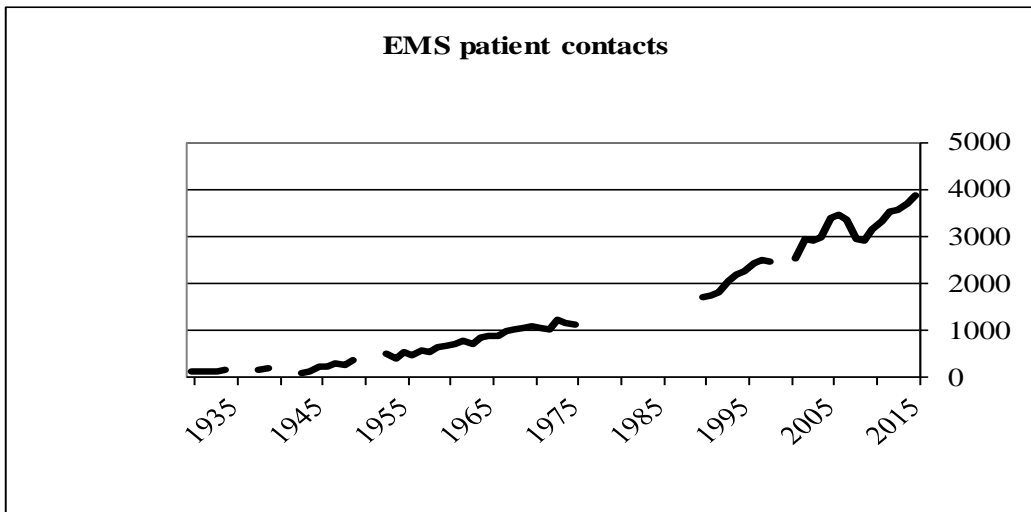
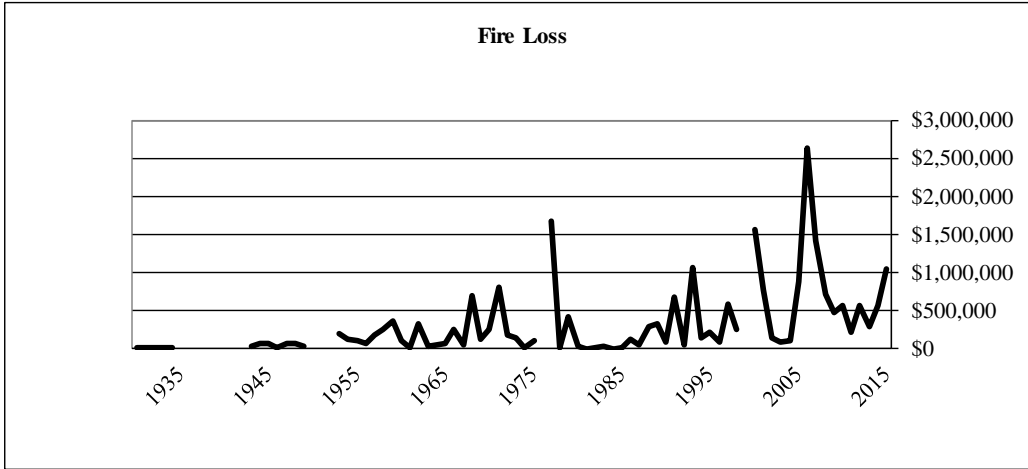
The Goshen Fire Department responded to 4,331 calls for service in 2015, a 2.5% increase from 2014. Average response time for the first arriving unit on emergency calls in the city was 4:35 minutes up from 4:27 in 2014.

The annual dollar loss from investigated fires was estimated at \$1,053,760, up from \$561,589 in 2014. The percent of property value saved in structures fires during 2015 was 54% compared to 95% in 2014.

The following charts show requests for services and dollar loss dating back to 1930.¹



¹ Data missing from several years



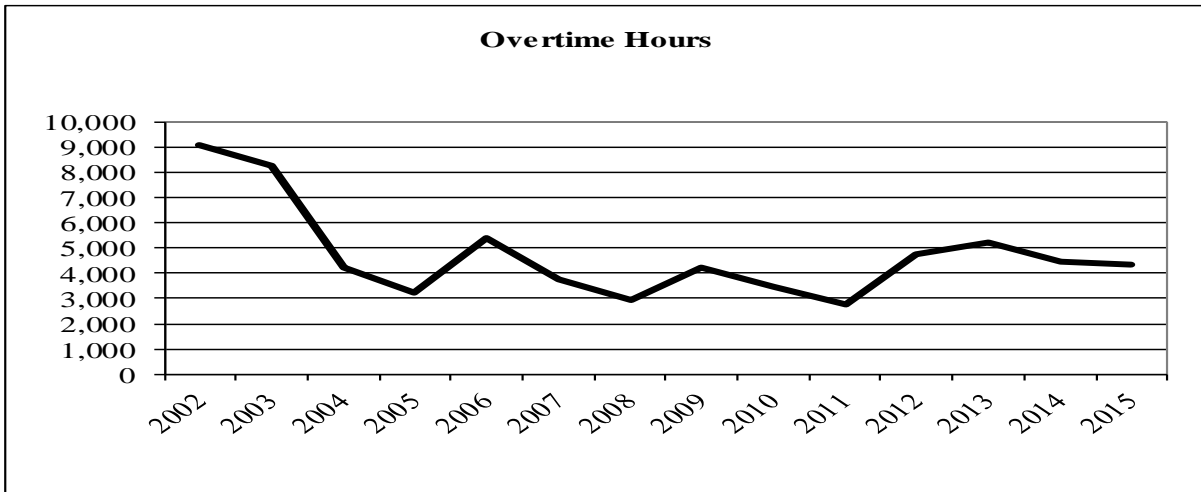
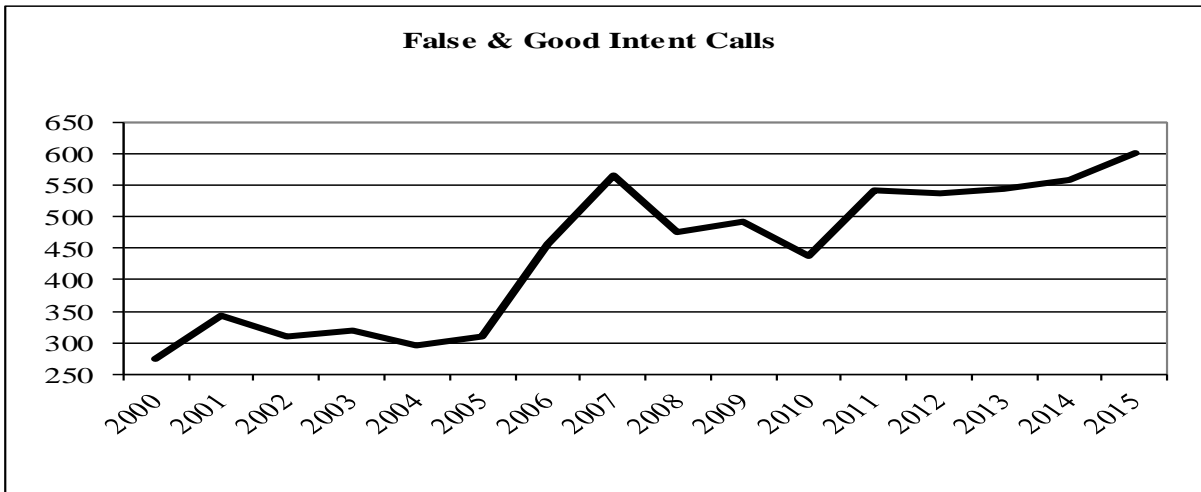
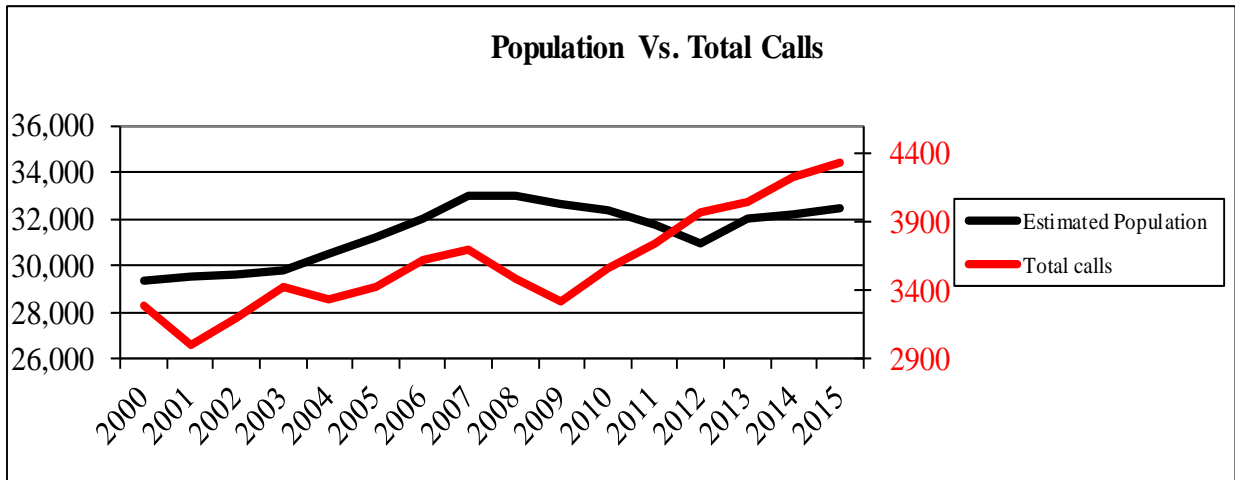


Operations

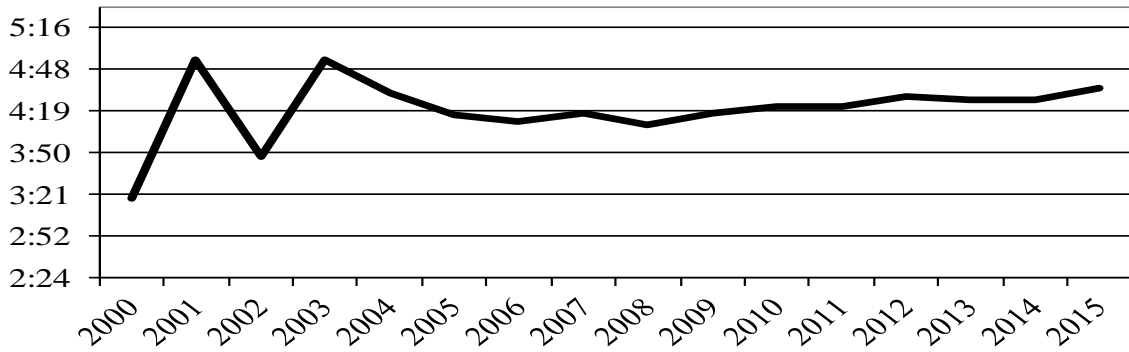
➤ Suppression – *Assistant Chief Jim Ramer*

The table below shows the types of calls for service, overtime hours, average response times, estimated fire loss/property value, percent of property saved and average calls per day.

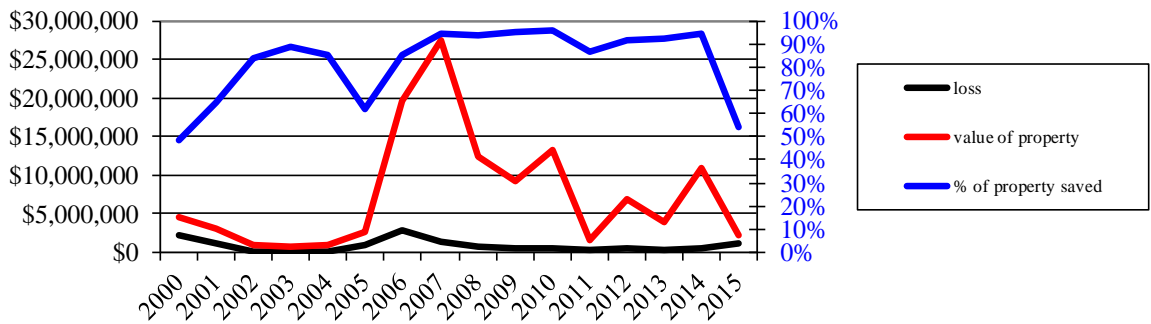
	2010	2011	2012	2013	2014	2015	% change
Estimated Pop.	32,426	31,719	31,000	32,000	32,212	32,500	0.0%
Total Calls	3,562	3,751	3,975	4,043	4,224	4,331	2.5%
EMS Patients	3,121	3,314	3,516	3,545	3,709	3,862	4.0%
EMS Assists	1,741	1,968	2,112	2,211	2,087	2,103	0.8%
Fire/Haz Conditions	210	169	191	165	198	197	-0.5%
Vehicle Fires	21	15	16	14	12	13	7.7%
False Calls	438	543	538	544	558	600	7.0%
Overtime Hours	3,469	2,747	4,763	5,202	4,485	4,369	-2.7%
Avg. Response Time	4:22	4:22	4:29	4:27	4:27	4:35	2.9%
Loss	\$567,816	\$209,697	\$568,813	\$294,225	\$561,589	\$1,053,760	46.7%
Value of Property	\$13,335,820	\$1,621,575	\$6,809,993	\$3,937,454	\$10,993,514	\$2,284,750	-381.2%
% of Property Saved	96%	87%	92%	93%	95%	54%	-76.1%
Calls/Day	9.8	10.3	10.9	11.1	11.6	11.9	2.5%



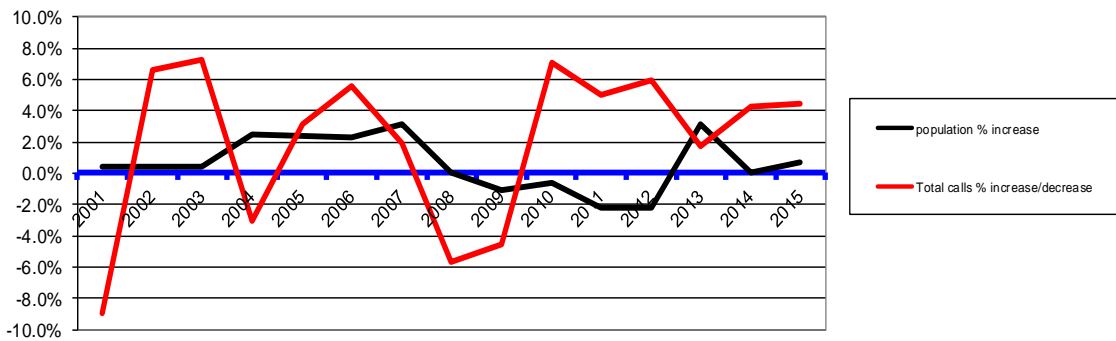
Average Response Time Fire

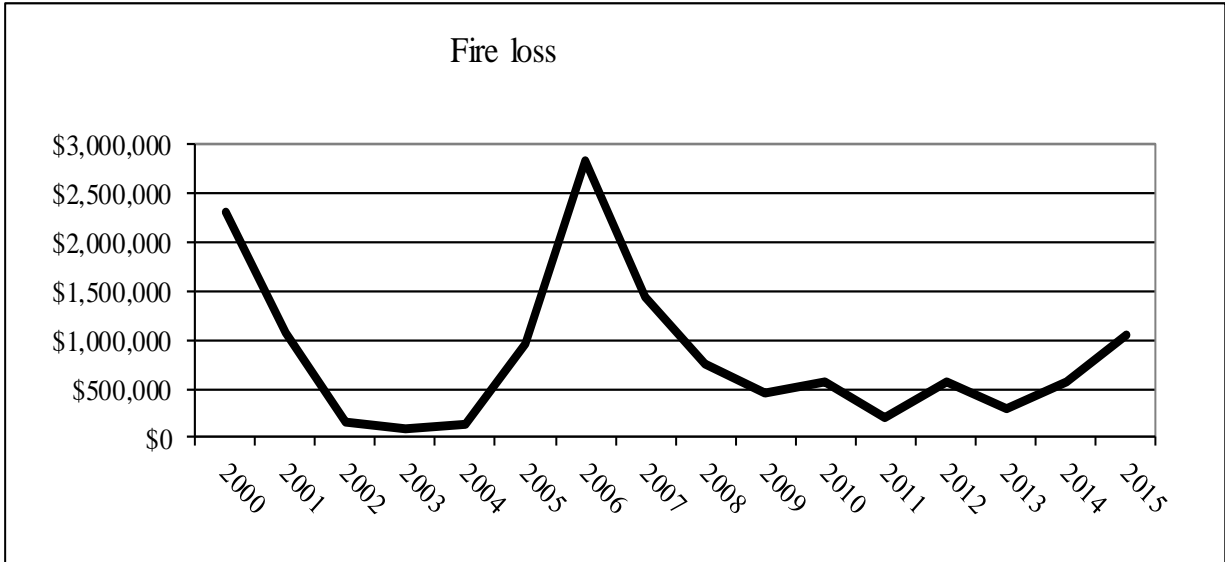


Fire Loss Compared to Property Value

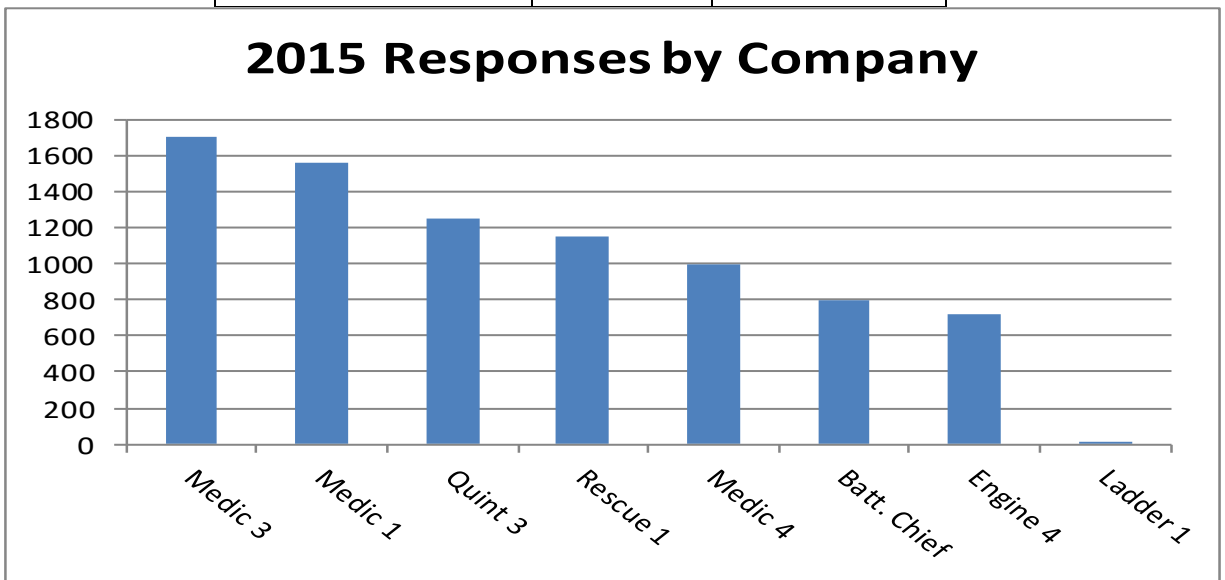


Percent Change in Population Vs. Call Volume





2015	Responses	Responses/Day
Medic 3	1704	4.7
Medic 1	1554	4.3
Quint 3	1252	3.4
Rescue 1	1151	3.2
Medic 4	999	2.7
Batt. Chief	796	2.2
Engine 4	723	2.0
Ladder 1	6	0.0





➤ **Emergency Medical Services** – *Asst. Chief Merv Miller*

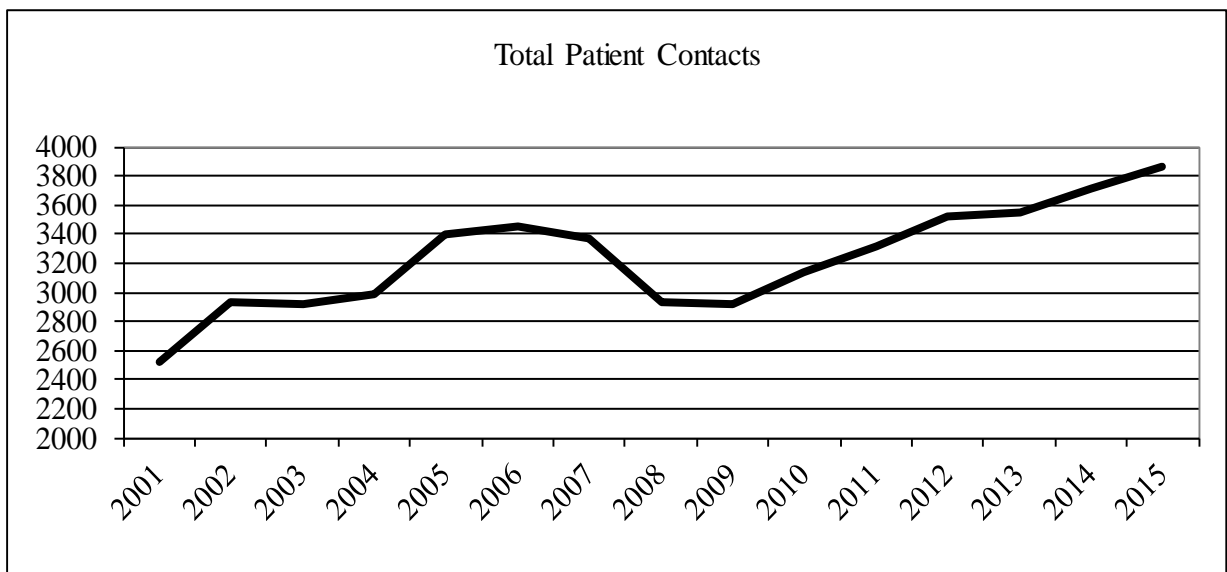
The EMS division of Goshen Fire Department has seen changes throughout the 2015 year. Scott McCrindle, Erik Crisp, John Evans, and Jeremy Johnson retired as Paramedic after many years of service. The division re-organized its rank structure eliminating a Captain position while adding a Lieutenant.

The trend of increasing EMS incidents continued. For 2016 the division will be remounting/replacing ambulances. This is a challenge in that we have never chosen this option before. As the cost of supplies continues increasing, the division is exploring other avenues to save cost. We continue working on a computer aided dispatch (CAD) that will stream information directly into our ESO patient care software, with a goal of making our EMS reporting information more accurate.

The EMS Division welcomed seven newly licensed Paramedics at the end of 2015 and six more members will be enrolling in the 2016-2017 Paramedic class.

In 2015, the department had 3,862 patient contacts, which was an increase of 153 or 3.9%. The table below shows total patient contacts and contacts per station for 2008 - 2015. *Data is unavailable for 2010 and 2015.

	2008	2009	2010	2011	2012	2013	2014	2015
Central	1092	1049	*	*	*	*	*	*
College Ave.	1056	1104	*	*	*	*	*	*
Reliance Rd.	462	458	*	*	*	*	*	*
Townships	324	303	422	491	499	558	501	491
Total Patient Contacts	2,934	2,914	3,132	3,314	3,516	3,545	3,709	3,862





➤ **Training** – *Captain Steffen Schrock, Fire Training Coordinator*

2015 was a productive year for the Goshen Fire Department Training Division. We were successful in accomplishing several goals and increased our total training hours. The overall goal of the Training Division is to provide meaningful instruction which produces understanding and promotes improved preparation. The Training Division strives to have a growth mindset. Our duty to the community, to the profession, and each other requires us to be prepared to respond to a call for service.

The success of our training program is dependent on participation and feedback. As stated by former Chicago Fire Dept. Chief of Training Steve Van Dorpe, “I challenge you to stay engaged in the fire service.” Chief Van Dorpe’s challenge asks that we work hard to become better fire service professionals. Improvement starts with a choice by each individual. Then, teamwork is required for improvement and preparation to take hold department wide. When we train as a team, we work together as a team and we are dependent on one another.

In 2015 a total of 9,489 training hours were accumulated. This is a 1.5% increase from the total training hours of 2014. The training hours were spread across several disciplines that included EMS, Fire, Technical Rescue, Hazardous Materials, and Public Education.

The training goals accomplished in 2015 included the continuation of what we started in 2014. We completed flow testing and collected friction loss data on all of our apparatus. We learned valuable information about friction loss, nozzle selection and calculating gallons per minute. As a result of what we started in 2014 the department can now say that all the apparatus have the same hose and nozzles, we have customized pump charts, and a group of individuals have been trained to repair and maintain our nozzles.

GFD recognized the need to create a Blue Card Training Coordinator position. A strong Incident command is a vital component of our safety and our operational success. The creation of a specialty position helps focus the proper energy needed into developing Blue Card for GFD.

A driving force that inspires the training programming for GFD is preparation for the first five minutes on the fire ground. As fire service professionals we need to be prepared to size up situations, make decisions, give assignments, follow our plans and reevaluate conditions. The task based components that make a significant difference in the first five minutes include the deployment of attack lines and use of quick water, the selection of proper search and rescue techniques, proper pump operations and ground / aerial ladder deployments. Many of the drills developed focus on the first five minutes, as it has been said” The first five minutes makes up the next five hours.”

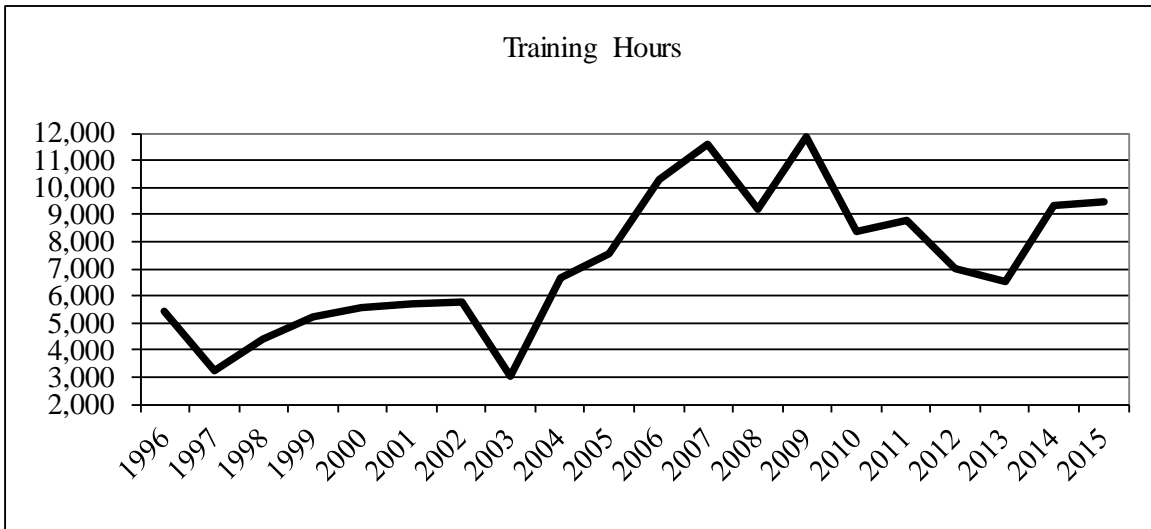
The focus of training in 2016 will be divided between a continuation of projects from 2015 and a set of new objectives for the New Year. We will continue to work towards implementing the lessons learned from flow testing. We will also continue to explore ways of learning about modern fire science and behavior. Our preparations for a mayday operation will also continue into 2016.

While our in house technical rescue training continues to improve the Training Division hopes to send more personnel to specialized classes such as Indiana River Rescue, Railroad Emergency Training and Rope Rescue in 2016.

The programming for 2016 will be focused to meet the needs of our newest firefighters. We soon will have eighteen members with four and a half years or less on the department. If we capitalize on this opportunity we can have a positive and dynamic impact on the future of the department. Programming will be focused on core skills that

will be repeated quarterly throughout the year. The participation and collaboration of our company officers is necessary to complete this goal.

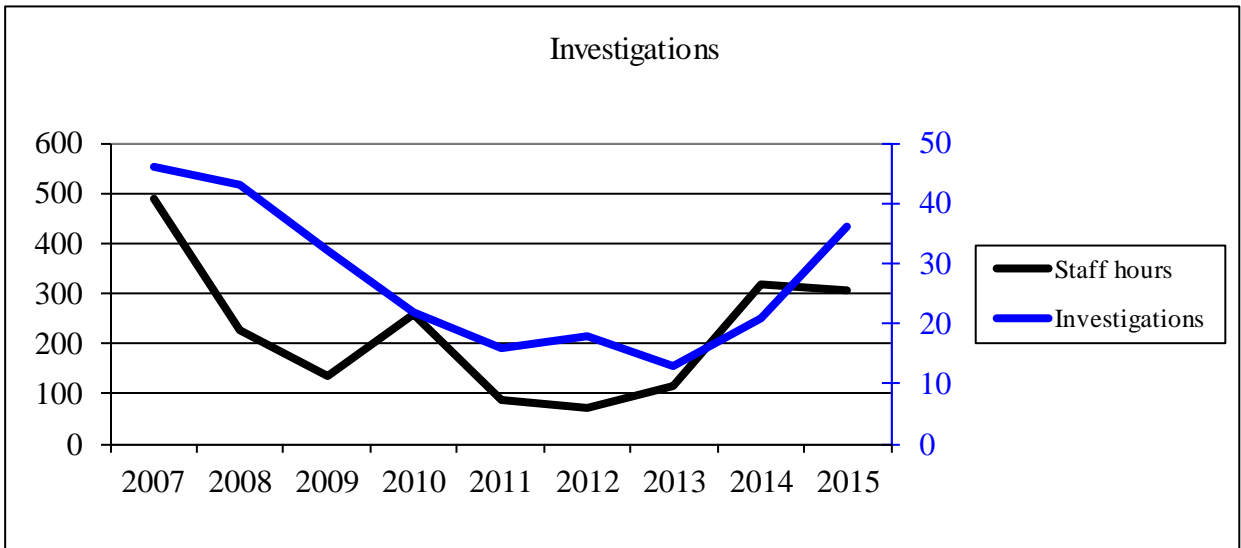
The Training Division is looking forward to accomplishing our goals for 2016. The Department will achieve many great things if we work together and strive for improvement.





Investigation – Chief Fire Inspector Mike Happer

In 2015, the division investigated 36 fires, a 71% increase from 2014, and recorded 305 hours for an average of 8.4 hours per investigation.



➤ **Inspections/Fire Prevention/Education**

Chief Fire Inspector Mike Happer

Prevention

2015 was a very productive year for the Fire Prevention Bureau. As always we strive to keep all that live, work and visit Goshen safe, through public education, code enforcement and fire investigations.

With hard work and great relations with our local business leaders, we have corrected or are on the path to correcting major fire code violations. We are very pleased with the success of correcting these issues, as it shows the commitment of commercial growth in the city of Goshen.

Besides doing regular business fire/safety inspections, the Fire Prevention Bureau has been conducting plan review, inspecting newly built commercial buildings and construction projects, been giving consults, investigating complaints, assisting our Building Department, providing public education, and investigating fires.

We have made our way across the whole city in the past three years inspecting every business from the retail area of the west side, historic downtown shops and out to the industrial district on the south side. In 2016 we will be able to work our way through the city again starting on the city's west side. With positive relationships made between the fire department and local businesses, this will make the inspection process a smooth one.

We pride our work on our education. Chief Happer and I have and continue to attend classes and conferences on fire prevention. With attending these classes we are able to network with other fire inspectors throughout the state and country, which is a great asset when certain situations arise, and we need a professional consultation.

Goshen Fire Department Fire Investigators work hard to figure out the cause and origin of every fire reported in the city. All of our investigators spend countless hours investigating fires, attending classes and conferences, and even reading professional journals. Having to go through and recreate the worst moment of someone's life is not easy, and it takes a special person to remain unbiased to insure we uncover the truth to provide closure and help prevent tragedy from reoccurring. Indiana state law requires us

to investigate every fire, and our investigators do so in a professional manor. We would like to recognize the Goshen Fire Department Investigation Division; Chief Inspector Mike Happer, Battalion Chief Scott McDowell, Captain Bruce Nethercutt, Sergeant Anthony Powell, and Inspector Scott Thomas

Our goal is to help keep Goshen a safe place to live, work, and visit for years to come. We could not do our part without the support of the fire department administration, our shift fire crews, city leaders, and most importantly the pillars our community; our local business leaders. We look forward to Goshen's growth in 2016.

Fire Inspector Scott Thomas

Public Education

In 2015 the Public Education Division of the Goshen Fire Department logged more than 250 man hours of different education events. Those events included various businesses taking advantage of our fire extinguisher simulator, our personnel attending safety days sponsored by different groups and organizations throughout the year, and our yearly Fire Prevention presentations at the elementary school level.

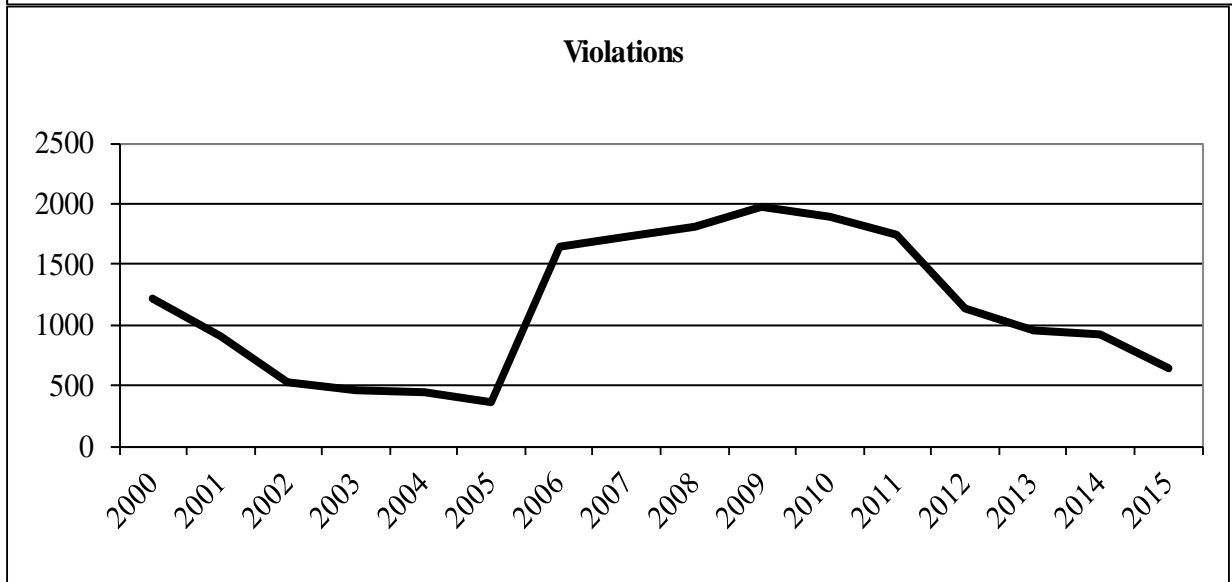
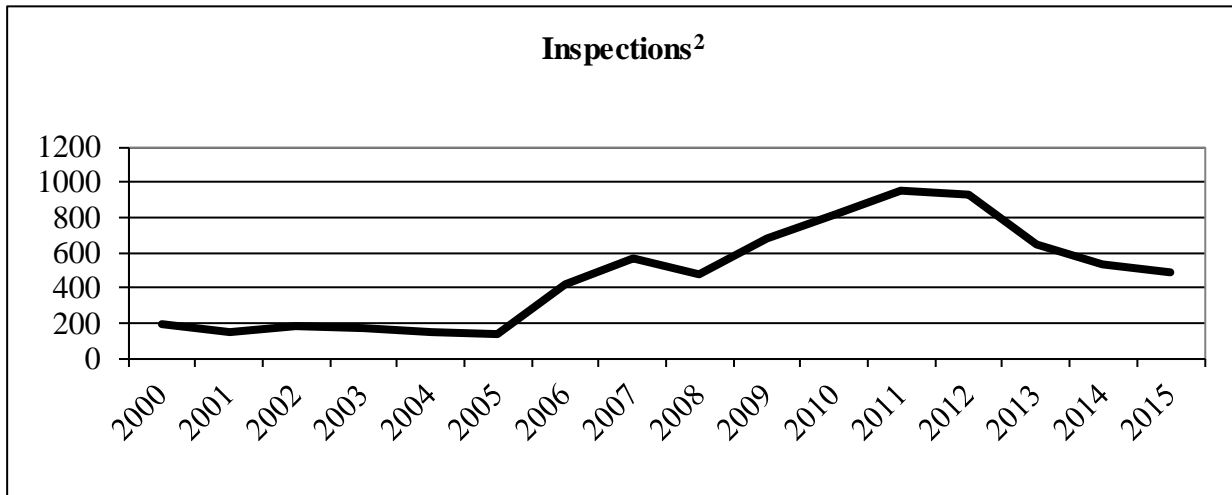
We once again assisted the Red Cross with Basic Aid Training (B.A.T.) in our elementary schools. Inspector Mike Happer has counseled several youths in our area, who have exhibited concerning behavior regarding setting fires through his juvenile fire setter education. Our goal is to identify these individuals and behavior early enough to prevent a tragic event in the future.

In 2015 we were able to work with the Training Division to repurpose their trailer. We will use this trailer to store and transport our large puppet show stage, fire extinguisher simulator and literature. By repurposing this equipment we were able to save much needed funds for education material. The addition of the trailer will save time and labor loading and unloading these items into other department and/or personal vehicles.

It was a successful year and we look forward to continued interactions with the public to enhance fire safety!

Sgt. Matt Whitford

	2006	2007	2008	2009	2010	2011	2012	2013	2014	2015
Inspections	423 ²	569 ²	479 ²	678 ²	815 ²	955 ²	925 ²	644 ²	530 ²	490 ²
Violations	1640	1731	1805	1971	1887	1738	1131	962	919	636
Violations per inspection	3.9	3	3.7	2.9	2.3	1.8	1.2	2.6	1.7	1.3
Avg. inspections per month	35.3	47.4	53.2	56.5	67.9	79.6	77.1	53.6	44.1	40.8



² 2006-2015 inspection totals includes re-inspections, previous years do not.

➤ **Human Resources**

As of December 31, 2015, the department is staffed with 56 sworn personnel and 1 civilian.

Promotions

Klopfenstein	Jan-14	Pvt.
Priem	Apr-29	Pvt.
Mast	Jul-1	Lt.
Phillips	Jul-1	Sgt.
Bontrager, C.	Aug-19	Pvt.
Stamm	Nov-14	Pvt.
Wingard	Nov-14	Pvt.



Perfect Attendance

Bontrager, C.	Phillips
Castetter	Priem
Erb	Snyder
Happer	Stamm
Hursey	Weishaupt
Martin	Wogoman
Mast	Wortinger
McKerchie	Yoder, Jon
Miller, J.	



Retirements/Separations

Pvt. Schrock, R.	Feb-21
Lt. Sleppy	July-1
Pvt. Bontrager, D.	Oct-20



Appointments

Krezel	Feb-10
Yoder, John	March-24
Lehman	March-27
Masbaum	June-16
Clark	Aug-25
Mason	Aug-25
Thibodeaux	Nov-30





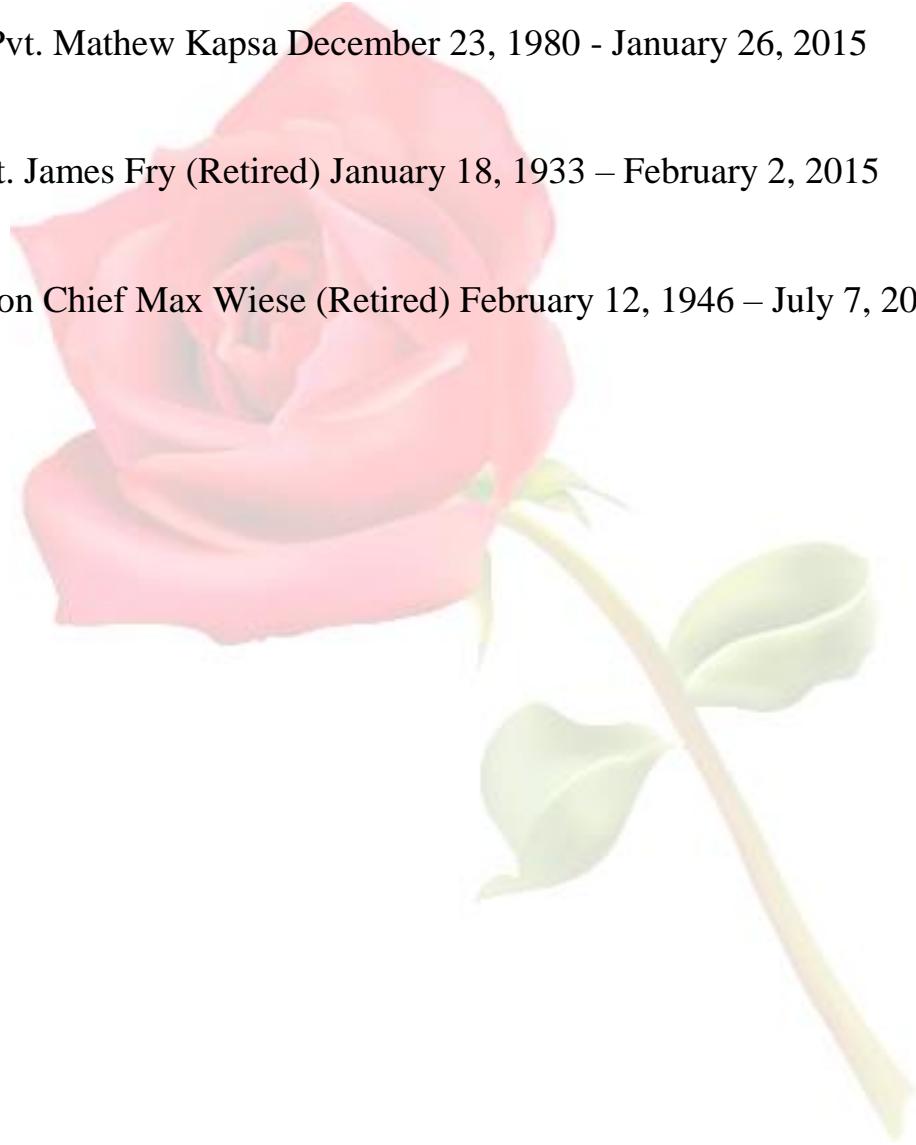
IN MEMORIAM



Pvt. Mathew Kapsa December 23, 1980 - January 26, 2015

Lt. James Fry (Retired) January 18, 1933 – February 2, 2015

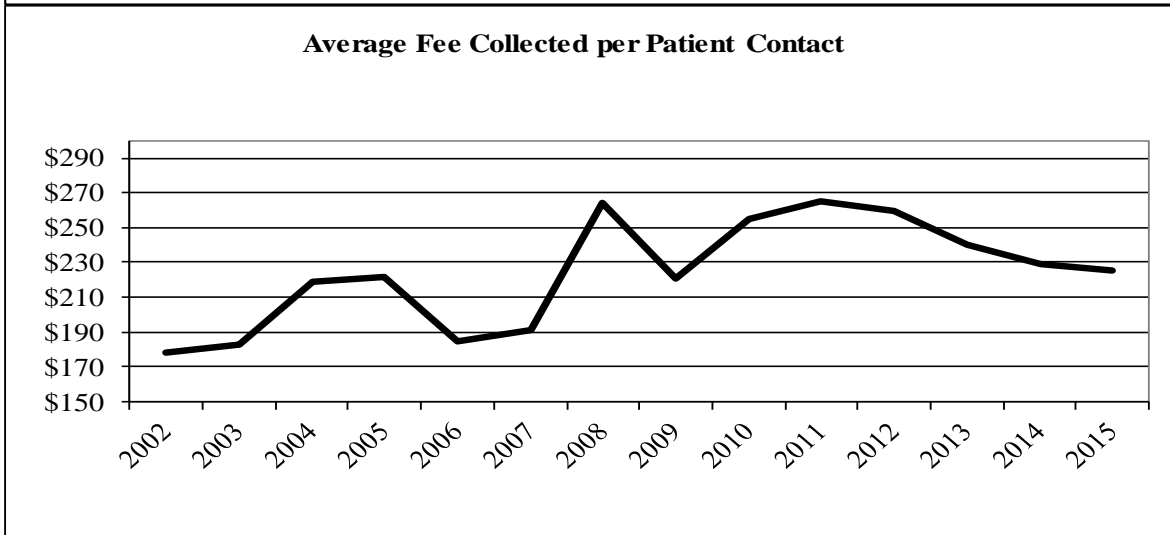
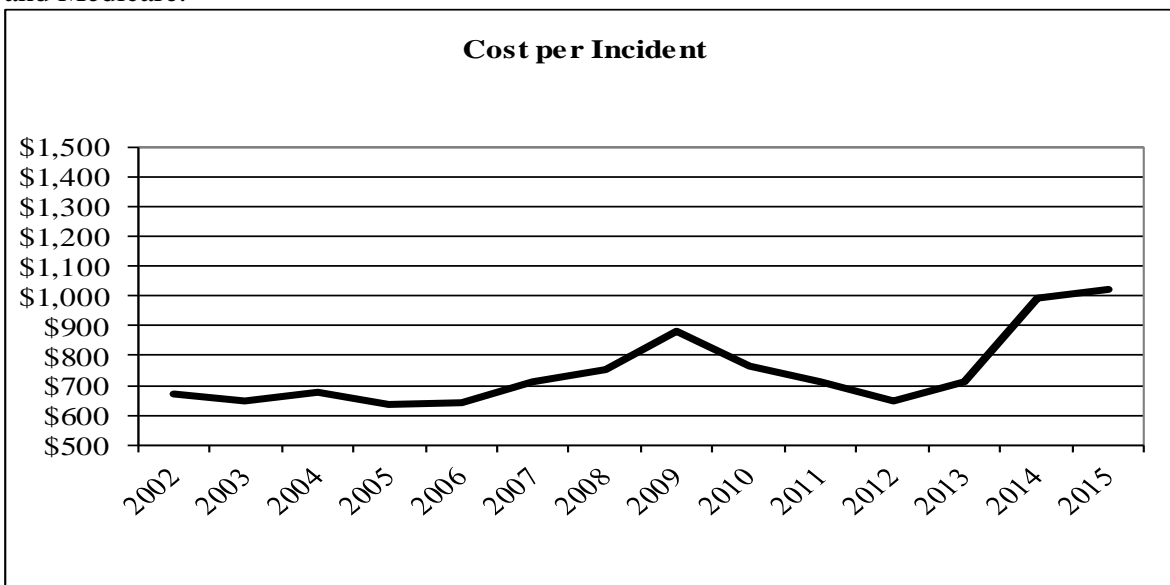
Battalion Chief Max Wiese (Retired) February 12, 1946 – July 7, 2015



➤ **Budget**

	2009	2010	2011	2012	2013	2014	2015
Budget	\$3,574,199	\$3,529,033	\$3,540,120	\$3,488,459	\$3,727,639	*\$5,047,623	*\$5,285,743
Ambulance Fees Collected	\$644,547	\$798,658	\$877,562	\$911,040	\$852,146	\$850,162	\$869,662
Fire Budget (minus) Amb. fees	\$2,929,652	\$2,730,375	\$2,662,558	\$2,577,419	\$2,875,493	\$4,197,461	\$4,416,081
Avg. Amb. Fee collected per patient contact	\$221	\$255	\$265	\$259	\$240	\$229	\$225
Cost per incident	\$881	\$767	\$710	\$648	\$711	\$994	\$1,020

* All department costs reflected in number, previous years omitted insurance, pension and Medicare.



➤ **Summary**

This report broadly conveys the activities of the department for 2015. Additional data may be available upon request.

Dan Sink

Chief of the Department